



Profit from the Eagle Advantage®

Product Announcement

Foodservice Equipment • Material Handling, Healthcare & Cleanroom Equipment • Retail Display

Short Form Specifications

Eagle Cook & Hold Full-Height Cabinet, model _____. Available with dutch doors or single full-size door. Features three 2000-watt elements and 18 pairs of chrome wire slides. Top-mounted digital control panel. 5"-diameter polymer casters, two with brake. Full perimeter bumper. Cord and NEMA 6-50 plug provided. 208V or 240V single-phase electricity.

Eagle Cook & Hold Half-Height Cabinet, model _____. Features single full-size door, three 1000-watt elements, and nine pairs of chrome wire slides. Top-mounted digital control panel. 5"-diameter polymer casters, two with brake. Full perimeter bumper. Cord and NEMA 6-20 plug provided. 208V or 240V single-phase electricity.

Item #:	_____
Model #:	_____
Project #:	_____
SIS #:	_____

Optional Accessories	Model #	Qty.
Universal slides		
Water filter kit *	369370	

* Replacement filter for Water Filter Kit available. Model #369371

Panco® Cook & Hold Cabinets



full-height unit
with dutch doors



half-height unit

- Absolute precise control over temperature and humidity with 8° variance anywhere within cabinet.
- Humidity is controlled via solenoid plumbed directly to water supply.
- Even convection heating through engineered airflow design.
- Triple wall insulated cabinet body for better heat retention.
- 18 gauge type 300 stainless steel interior and exterior walls.
- Easily-reversible doors swing 180°, and include positive closing latch.
- Four input buttons: Enter, Recall, and Up/Down selection buttons.
- Standard top-mounted digital control panel includes 2" x 16" (51 x 406mm) character LCD readout; digital setting of temperatures; memory for 16 programs; embedded LEDs for Power, Preheat, Temperature Probe, Cook, and Hold; and overheat/power outage caution alarms. Easy-touch with membrane switches.
- Automatically changes from cooking to holding when time/temperature parameters have been met.
- Cooks by time or temperature probe.
- Cook/probe temperature: 100-350°F.
- Holding temperature: 145-200°F.
- Convertible from Fahrenheit to Celsius.
- Cook/hold time up to 24 hours.
- Heavy duty 5" (127mm) polymer swivel casters, two with brake.
- Full perimeter bumper.
- Chrome wire tray slides.

Spec sheets available for viewing, printing or downloading from our online literature library at www.eaglegrp.com



Foodservice Division: (800) 441-8440
MHC/Retail Display Divisions: (800) 637-5100
FAX: (302) 653-2065

For custom configuration or fabrication needs, contact our **SpecFAB® Division**.
Phone: (302) 653-3000. FAX: (302) 653-3091.
E-mail: specfab@eaglegrp.com

100 Industrial Boulevard • Clayton, DE 19938-8903 USA • (302) 653-3000 • www.eaglegrp.com

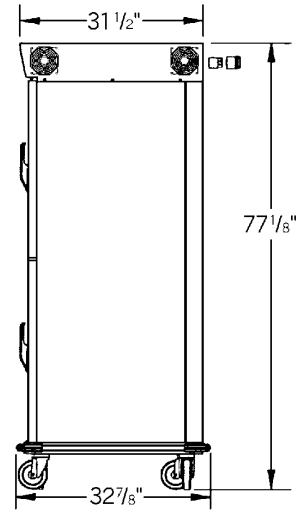
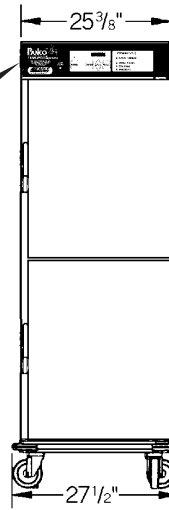
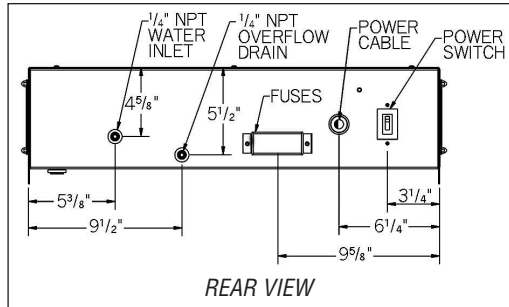
Eagle Foodservice Equipment, Eagle MHC, SpecFAB®, and Retail Display are divisions of Eagle Group. ©2011 by the Eagle Group

EG8180 Rev. 07/11

KaTom Restaurant Supply, Inc.

Panco® Cook & Hold Cabinets

Full-Height Units



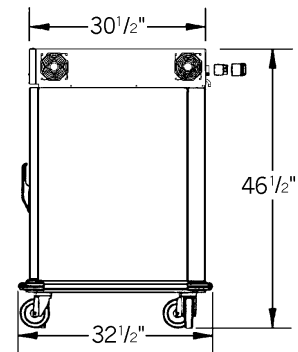
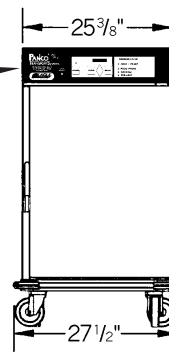
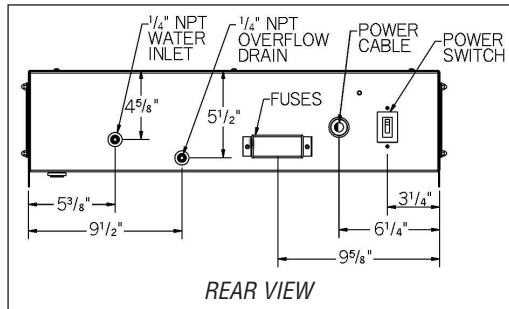
- 208 or 240 voltage, single-phase.
- 6000 total wattage: three 2000-watt heating elements.
- Cord and NEMA 6-50 plug supplied.
- 40% - 70% humidity range.
- 18 pairs of chrome wire slides.

(note: unit with dutch doors shown)

door type	width* x depth* x height inches	width* x depth* x height mm	weight lbs.	weight kg	voltage	total wattage	number of slides	model #	list
with dutch doors	27 1/2" x 32 7/8" x 77 1/8"	699 x 835 x 1959	462	210	240	6000	18	CH6000D-240	20792
with dutch doors	27 1/2" x 32 7/8" x 77 1/8"	699 x 835 x 1959	462	210	208	6000	18	CH6000D-208	20792
with single full-size door	27 1/2" x 32 1/2" x 74 1/8"	699 x 826 x 1883	462	210	240	6000	18	CH6000B-240	20792
with single full-size door	27 1/2" x 32 1/2" x 74 1/8"	699 x 826 x 1883	462	210	208	6000	18	CH6000B-208	20792

* Width and depth include perimeter bumper.

Half-Height Units



- 208 or 240 voltage, single-phase.
- 3000 total wattage: three 1000-watt elements.
- Cord and NEMA 6-20 plug supplied.
- 40% - 70% humidity range.
- 9 pairs of chrome wire slides.

door type	width* x depth* x height inches	width* x depth* x height mm	weight lbs.	weight kg	voltage	total wattage	number of slides	model #	list
with single full-size door	27 1/2" x 32 1/2" x 46 1/2"	699 x 826 x 1181	327	148	240	3000	9	CH3000B-240	14420
with single full-size door	27 1/2" x 32 1/2" x 46 1/2"	699 x 826 x 1181	327	148	208	3000	9	CH3000B-208	14420

* Width and depth include perimeter bumper.