



# ACCESSORIES: ACB COUNTER MODEL ACHIEVER CHARBROILER

**WOLF RANGE COMPANY**



**Model ACB47 With Backsplash, Plate Rail And Grate Options**  
Grates - Left To Right: Steel Round Rod(2), Cast Diamond(2), Griddle Plate(1) and Cast Straight(2)

- CUTTING BOARD**
- CONDIMENT RAIL**
- PLATE RAIL**
- BACKSPLASH**
- GRATE OPTIONS**
- GRIDDLE PLATE**

### KEY FEATURES

- ▶ Stainless steel construction.
- ▶ Welded and smooth blended edges.
- ▶ Line matched to MSA,900RX griddles and VHP hotplate accessories.
- ▶ Cutting board accessory features stainless steel frame with removable board inserts. Inserts are 1" thick X 7" wide, Sani-TUFF® rubber NSF listed boards.
- ▶ Condiment rails will accommodate up to the following amounts of 1/6 size containers:
  - 25" model – 3
  - 36" model – 4
  - 47" model – 6
  - 60" model – 8
  - 72" model – 10
- ▶ Plate rails feature a full 12¼" deep stainless steel shelf.
- ▶ Back splash kit has 6" back and tapered sides.
- ▶ Variety of grate options available to fit your broiling needs. Grates are cast iron or welded standard steel construction.
- ▶ Griddle plate accessory is constructed of ¼" welded standard steel plate.
- ▶ One year limited parts and labor warranty.

**ACCESSORIES: ACB Charbroiler**



**GRIDDLE  
CUTTING BOARD**

**CHARBROILER  
CONDIMENT RAIL**

**HOTPLATE  
PLATE RAIL**

Approved by \_\_\_\_\_

Date: \_\_\_\_\_

### OPTIONAL FEATURES

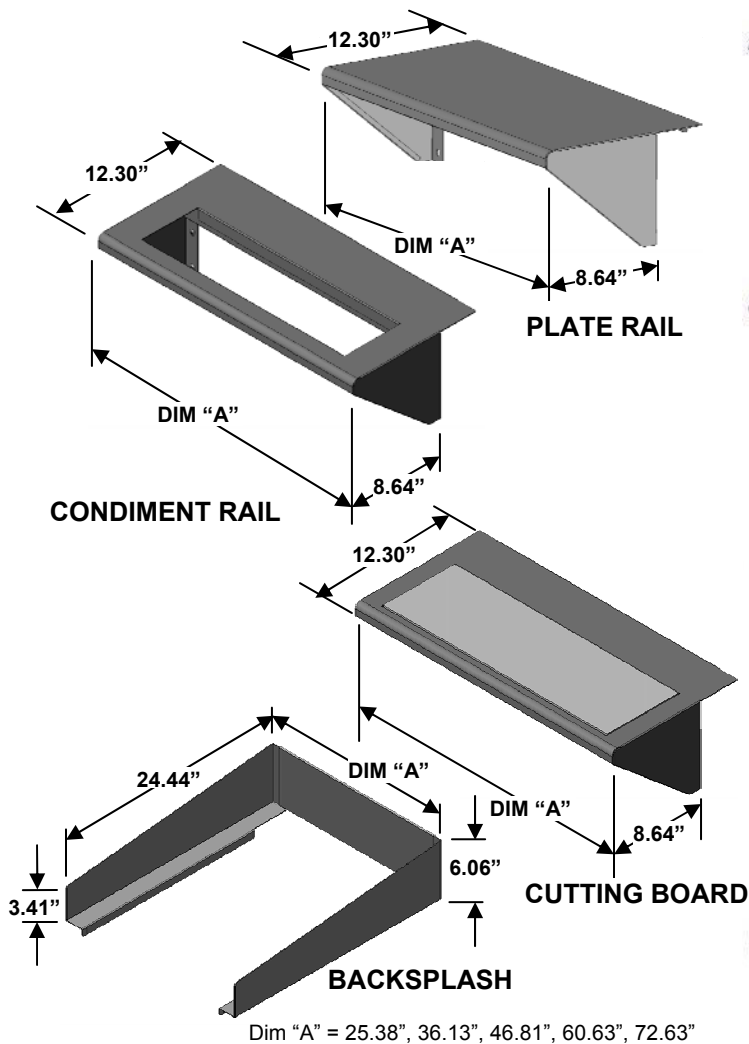
- ▶ Product variations available. See your sales representative for product variance requests.

## **WOLF RANGE COMPANY**

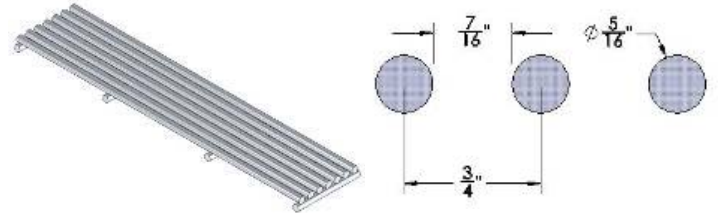
Wolf Range Company  
Division of ITW Food Equipment Group LLC  
(800) 366-9653  
[www.wolfrange.com](http://www.wolfrange.com)



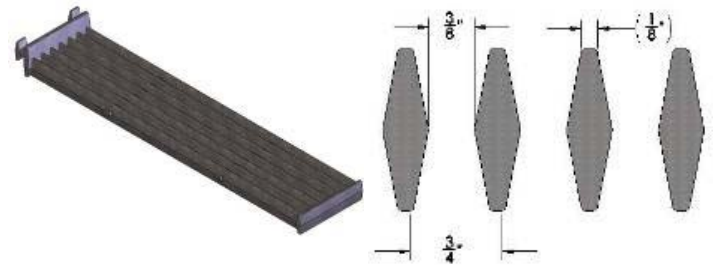
# ACCESSORIES: ACB COUNTER MODEL ACHIEVER CHARBROILER



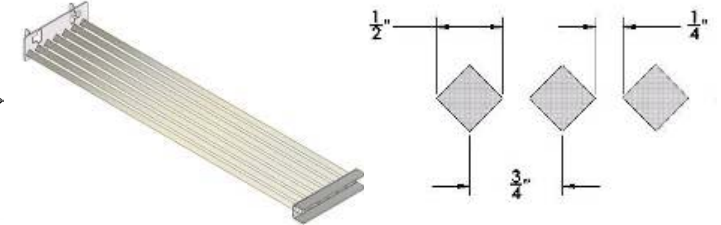
Dim "A" = 25.38", 36.13", 46.81", 60.63", 72.63"




GRATE-RR724



GRATE-CDIA24



GRATE-DIA24



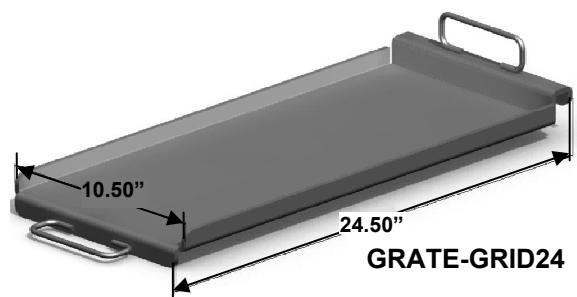
GRATE-CSTR24

All above grates are 5.25" wide X 24" long

GRATES	
DESCRIPTION	ACCESSORY CODE
Round rod(1/2"welded steel rods)	GRATE-RR724
Cast diamond(standard-cast iron)	GRATE-CDIA24
Diamond fabricated(welded steel)	GRATE-DIA24
Cast straight(cast iron)	GRATE-CSTR24
Griddle Plate(welded 1/4" steel)	GRATE-GRID24

ACCESSORY CODES				
MODEL #	PLATE RAIL	CONDIMENT RAIL	CUTTING BOARD	BACK SPLASH
VACB20	PLTRAIL-ACB20	N/A	N/A	BCKSPLH-ACB20
VACB25	PLTRAIL-ACB25	CONRAIL-ACB25	CUTBD-ACB25	BCKSPLH-CB25
VACB36	PLTRAIL-ACB36	CONRAIL-ACB36	CUTBD-ACB36	BCKSPLH-CB36
VACB47	PLTRAIL-ACB47	CONRAIL-ACB47	CUTBD-ACB47	BCKSPLH-CB47
VACB60	PLTRAIL-ACB60	CONRAIL-ACB60	CUTBD-ACB60	BCKSPLH-CB60
VACB72	PLTRAIL-ACB72	CONRAIL-ACB72	CUTBD-ACB72	BCKSPLH-CB72

\*Two piece board



GRATE-GRID24

**NOTE:** In line with its policy to continually improve its product, Wolf Range Company reserves the right to change materials and specifications without notice.

**This appliance is manufactured for commercial use only and is not intended for home use.**