

**E****12 GALLON COUNTER  
TILTING ELECTRIC SKILLET**

JOB NAME: \_\_\_\_\_

ITEM NO.: \_\_\_\_\_

NO. REQUIRED: \_\_\_\_\_

**MODEL**

- 1200 - 12 gallon (45 liter) electric tilting skillet

**DESCRIPTION**

Will be a Market Forge electrically heated counter tilting skillet. The skillet will have a one-piece, 10 gauge stainless steel pan with satin finish exterior and polished interior. Heating will be accomplished by electric elements cast embedded into a full 1 1/2" (38mm) thick aluminum casting clamped to underside of pan for even heat distribution across entire surface.

Skillet pan will be mounted on side pivots to allow tilting for complete removal of contents by means of tilting handle with heat proof knob. A leveling device will permit the pan to be tilted forward slightly during cooking to aid grease removal. Mounting base will include concealed mounting lugs for bolting to countertops.

Controls will be integrally mounted to the stainless steel housing and will include a power switch, thermostat, pilot light, and high temperature cut-off.

Skillet will operate in a temperature range of 100°F - 450°F (38°C - 232°C)

**OPERATION WILL BE BY:**

Electrically operated, CSA approved for operation on:

- 208 VAC, 1 or 3 pH, 50/60 Hz
- 240 VAC, 1 or 3 pH, 50/60 Hz
- 480 VAC, 3 pH, 50/60 Hz\*
- 220/380 VAC, 3 pH, 4 wire 50 Hz
- 240/415 VAC, 3 pH, 4 wire 50 Hz

\* Optional at extra cost.

**SHIPPING WEIGHT**

- 160 lbs (73 kg)

**OPTIONS & ACCESSORIES**

(at additional charge)

- **Pantry Faucet**

- Double pantry faucet with swing spout and mounting bracket
- Single pantry faucet with swing spout and mounting bracket
- 12" by 20" (305mm x 508mm) Pan Holder Insert
- One-piece lift-off stainless steel cover
- Tilt Lock

**FOOD SERVICE EQUIPMENT**  
Counter Tilting Skillet

**MARKET FORGE**Tel: (802) 658-6600 • Fax: (802) 864-0183 • [www.marketforge.com](http://www.marketforge.com)

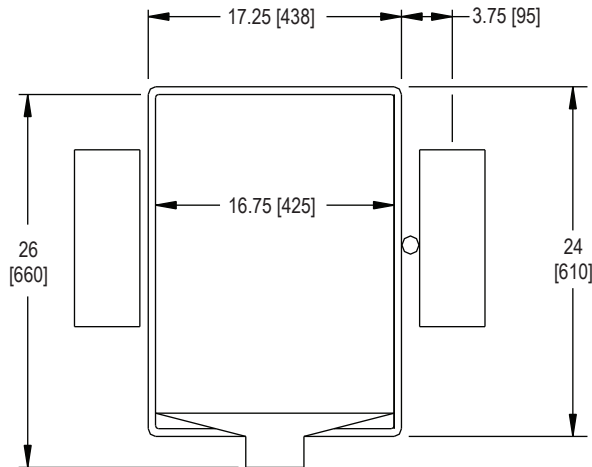
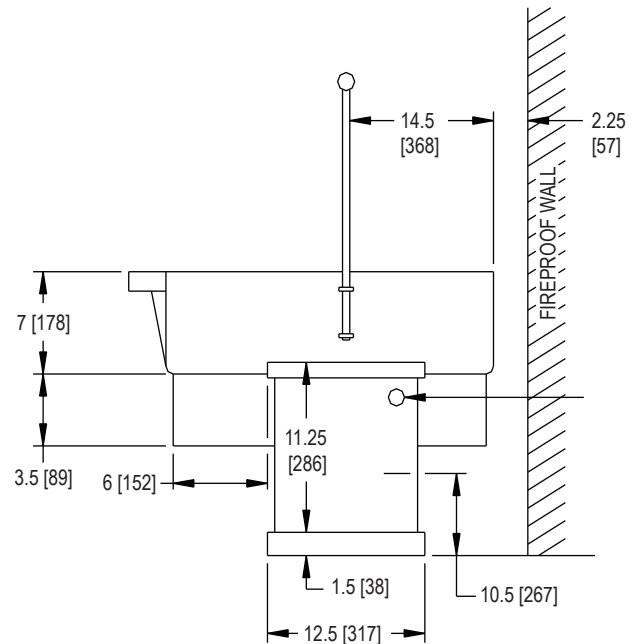
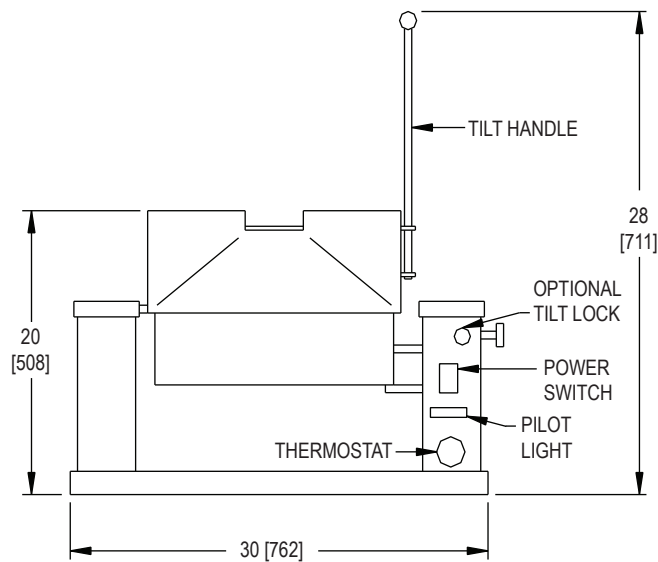
**E****12 GALLON COUNTER  
TILTING ELECTRIC SKILLET**

DETAILS &amp; DIMENSIONS

**ELECTRICAL CHARACTERISTICS**

MODEL	PHASE	KW	AMPS				
			208 VAC	240 VAC	480 VAC	220/380 VAC	240/415 VAC
1200	1	9	44	38	19	-	-
	3	9	25	22	11	24	22

DIMENSIONS ARE IN INCHES [MM]

FOOD SERVICE EQUIPMENT  
Counter Tilting Skillet

The manufacturer reserves the right to modify materials and specifications without notice.