



NOR-LAKE, INCORPORATED  
727 Second Street  
Hudson, Wisconsin 54016

800-955-5253  
715-386-2323  
866-961-5253 Parts  
800-388-5253 Service  
715-386-6149 FAX  
www.norlake.com

## NOVA™ FULL LINE SWING GLASS DOOR FREEZER MERCHANDISERS



PROJECT:

ITEM NUMBER:

MODEL NUMBER:

### SPECIFICATIONS FOR: NLGFP23-HG, NLGFP27-HG, NLGFP48-HG, NLGFP74-HG

- **Finish:** 24 gauge painted textured galvanized steel interior and exterior. Black or white exterior finish. Standard white interior finish with stainless steel floor
- **Insulation:** 1-3/4" thick state-of-the-art, foamed-in-place "zero ODP" polyurethane insulation
- **Hardware:** Interior LED lighting with switch, interior hanging thermometer, top backlit graphic panel (standard panel is blank without graphics), adjustable legs for leveling, four adjustable heavy-duty epoxy coated shelves per door - adjustable in 1/2" increments on pilasters
- **Door:** Auto-close, triple pane, safety glass doors, contemporary style black heated door frame, heated glass, heavy-duty universal anti-microbial workflow handles, heavy-duty self-closing torquemaster hinges with field adjustable leveling and closing tension capability  
Standard door swing configuration:  
 – 1-door .....hinged right  
 – 2-door ..... left door hinged left, right door hinged right  
 – 3-door ..... left door hinged left, middle door hinged right, right door hinged right
- **Electrical:** 115 volt, 60 Hz, 1 phase with cord and plug. 115/208-230/60/1 for NLGFP74-HG
- **Refrigeration** Self-contained bottom mount refrigeration system designed for optimum energy efficiency and low noise. Top mounted, low profile interior evaporator housing for increased storage, energy-free condensate removal. Refrigeration system is accessible for ease of service and regular preventative maintenance. Refrigerant: R-404a. Temperature range: -15°F to +5°F. Electronic temperature control.
- **Approvals:** UL, C-UL Safety, UL Sanitation qualified, ENERGY STAR® qualified\*\*

### STANDARD FEATURES

- 24 gauge painted textured galvanized steel interior and exterior
- Adjustable legs for leveling
- Anti-microbial finish on door handles
- Auto-close, triple pane, safety glass doors
- Contemporary style black heated door frame
- Energy-free condensate removal
- Four adjustable heavy-duty epoxy coated shelves per door
- Interior hanging thermometer
- Interior LED lighting with switch
- Product guard for optimum air flow
- Refrigerant: R-404a
- Self-contained bottom mount refrigeration system
- Standard and larger capacity single door models
- Top backlit graphic panel (standard panel is blank without graphics)
- Temperature range: -15°F to +5°F
- Top mounted, low profile interior evaporator housing for increased storage
- White interior finish with stainless steel floor
- Approvals: UL, C-UL Safety, and UL Sanitation qualified \*\*
- Warranties: 3 year parts and labor, 5 year compressor

### OPTIONAL FEATURES\*

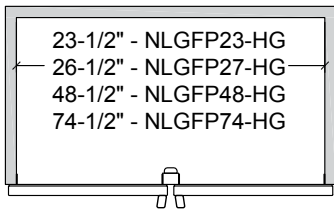
- Additional shelving
- Black or white exterior finish
- Casters

\* Most options are available two weeks from receipt of order. Please contact us for specific questions.

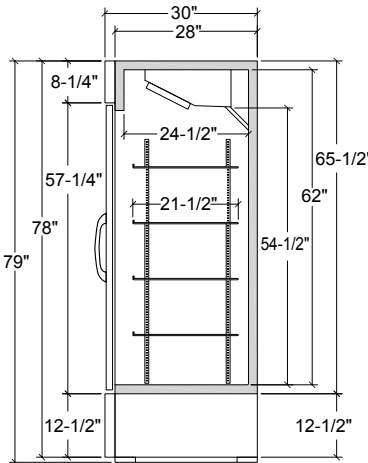
\*\* C-UL is Underwriters Laboratories Safety Certification Mark which indicates that UL has tested the equipment to applicable CSA Standards.

\*\* UL Sanitation is Underwriters Laboratories Sanitation Mark which indicates that UL has tested the equipment to applicable NSF Standards.

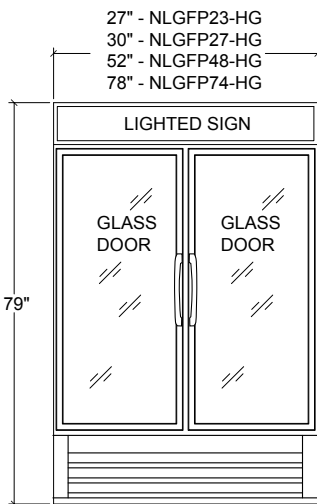
SWING GLASS DOOR MERCHANDISERS



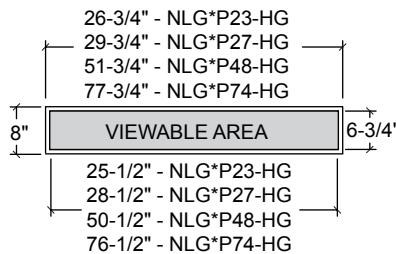
TOP VIEW



SIDE VIEW



FRONT VIEW



GRAPHIC PANEL DIMENSIONS

**Glass Door Features:**

- Most energy efficient freezer door in the industry – zero heat
- Advanced insulated glass pack construction offers humidity protection up to 74% RH\*
- Anti-fog coating means doors are always clear, even during openings and heavy use
- Increased reliability by eliminating electrical components

\*Based on lab testing at 75°F ambient temperature and -10°F case temperature

**SPECIFICATIONS**

Models	NLGFP23-HG	NLGFP27-HG	NLGFP48-HG	NLGFP74-HG
Crated Weight (lbs) (kg)	365 (164)	380 (171)	575 (259)	770 (347)
Crated Height (in) (cm)	86 (215)	86 (215)	86 (215)	86 (215)
Crated Width (in) (cm)	36 (90)	36 (90)	60 (150)	88 (220)
Crated Depth (in) (cm)	40 (100)	40 (100)	42 (105)	42 (105)
Interior Height (in) (cm)	54-1/2 (138)	54-1/2 (138)	54-1/2 (138)	54-1/2 (138)
Interior Width (in) (cm)	23-1/2 (60)	26-1/2 (67)	48-1/2 (123)	74-1/2 (189)
Interior Depth (in) (cm)	24-1/2 (62)	24-1/2 (62)	24-1/2 (62)	24-1/2 (62)
Overall Height (in) (cm)	79 (201)	79 (201)	79 (201)	79 (201)
Overall Width (in) (cm)	27 (69)	30 (76)	52 (132)	78 (198)
Overall Depth (in) (cm) *	30 (76)	30 (76)	30 (76)	30 (76)
Gross Cubage (CuFt) (L)	22.1 (625)	25.0 (708)	45.7 (1293)	70.2 (1987)
Number of Shelves	4	4	8	12
Shelf Area (SqFt) (Sqm)	13.4 (1.2)	15.2 (1.4)	28.1 (2.6)	43.3 (3.9)
Condensing Unit Size	1/2 HP	1/2 HP	3/4 HP	1 HP
Refrigerant	R-404a	R-404a	R-404a	R-404a
Electrical Characteristics	115/60/1	115/60/1	115/60/1	115/208-230/60/1
Cord and Plug Furnished	Yes	Yes	Yes	Yes
NEMA Plug Configuration	5-15P	5-15P	5-20P	L14-20P
Total Amp Draw	7.5	7.5	12.3	12.8

Specifications subject to change without notice.

\* Does not include door handle



Revision Date: 7/19  
Part Number: 155850