



QuietQube® i-1870C Remote Ice Cube Machine

Air-Cooled Ice Cube Machine with Patented CVD Technology®

Model

ID-1872C IY-1874C



ID-1870C Ice Cube Machine - 115V



ICVD Condensing Unit 208V



ID-1872C Ice Machine on a B-970 Bin

Two ID-1872C Ice Machines on a F-1650 Bin

QuietQube Series Remote System consists of a remote condensing unit, interconnecting refrigerant lines, ice machine head section along with an ice storage bin, countertop dispenser, or floor dispenser. All ordered separately. QuietQube ice machine with CVD condensing unit is designed as a Manitowoc system and cannot be used with any other ice machine or remote condenser brand.

- **Space-Saving Design** – Up to 1,810 lbs. (821 kgs.) daily ice production and only 30" (76.20 cm) wide.
- **Quiet Operation** - eliminates most noise from the refrigeration system. Promotes a relaxing atmosphere.
- **Intelligent Diagnostics** – provide 24 hour preventative maintenance and diagnostic feedback for trouble free operation.
- **Acoustical Ice Sensing Probe** – for reliable operation in challenging water conditions.
- **EasyRead Display** – communicates operating status, cleaning reminders, and asset information through a blue illuminated display.
- **Programmable Ice Production** – by On/Off Time, Ice Volume or Bin Level (with accessory bin level control) further improves energy efficiency and savings.
- **Easy to Clean Foodzone** – Removable water-trough, distribution tube, splash shield, and sensing probes for fast and efficient cleaning. Select components made with AlphaSan® antimicrobial.
- **DuraTech™ Exterior** – provides superior corrosion resistance. Stainless finish with innovative clear-coat resists fingerprints and dirt.
- Available **LuminIce™ Growth Inhibitor** controls the growth of bacteria and yeast within the foodzone.

COMMERCIAL WARRANTY		
ICE MAKER	EVAPORATOR	COMPRESSOR
3	5	5
YEAR	YEAR	YEAR PARTS
PARTS AND LABOR		3 YEAR LABOR

Ice Shape



Half Dice
 $\frac{3}{8}$ " x $1\frac{1}{8}$ " x $\frac{7}{8}$ "
 (.95 x 2.86 x 2.22 cm)

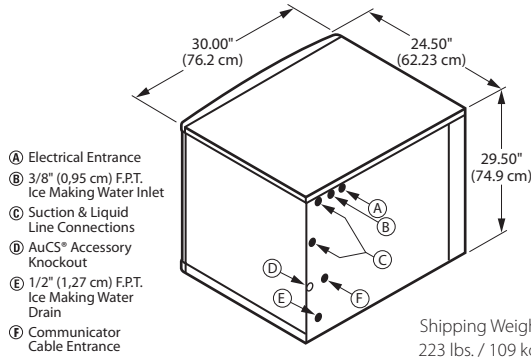


Dice
 $\frac{7}{8}$ " x $\frac{7}{8}$ " x $\frac{7}{8}$ "
 (2.22 x 2.22 x 2.22 cm)





i-1870C Ice Machine



Specifications

Operating Limits:

- Ambient Temperature Range: 35° to 110°F (1.7° to 43.3°C)
- Water Temperature Range: 35° to 90°F (1.7° to 32.2°C)
- Water Pressure Ice Maker Water In: Min. 20 psi (137.9 kPa) Max. 80 psi (551.1 kPa)

Ice Machine Electric

- 115/60/1 standard.** (230/50/1 also available, consult factory.)
- Total Amps: 1.1**
- Max. fuse size: 15 amps**
- HACR-type circuit breakers can be used in place of fuses.

Remote Air-cooled Ice Machine

Model	Ice Shape	Ice Production 24 Hours		Power kWh/ 100 lbs @ 90°/70°F*	ENERGY STAR
		70°Air/ 50°F Water	90°Air/ 70°F Water*		
ID-1872C	dice	1,715 lbs.	1,375 lbs.	5.03	
		778 kgs.	624 kgs.		
IY-1874C	half-dice	1,810 lbs.	1,470 lbs.	4.81	
		821 kgs.	667 kgs.		

Water usage/100 lbs./45.4 kgs. of Ice

Potable Water*: 17.7 gallons, 67 liters



*Ratings Certified in Accordance with AHRI Standard 810.

Ice machine for use with ice storage bin or ice dispenser and CVD condensing unit all ordered separately.

kWh per 100 lbs. is total power of ice machine and condensing unit. Ice machine is 1 ph only. Condensing unit is 1 ph or 3 ph.

Accessories

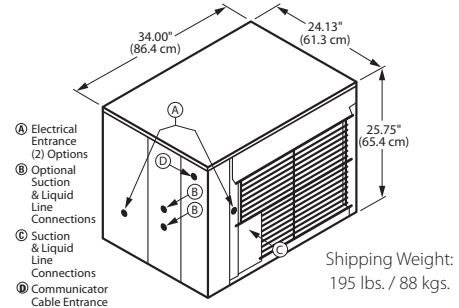
LuminIce™ Growth Inhibitor reduces yeast and bacteria growth for a cleaner ice machine.



AuCS® Automatic Cleaning System purchased as an option and installed in the field.



iCVD-1895 Remote Condensing Unit



Condensing Unit Electric

208-230/60/1 standard. 208-230/60/3 and 230/50/1 also available. 50 Hz version of this model meets the international standard, IEC60335-1, requirements for "T-tropical rating," the most severe duty rating an ice machine can obtain, (consult factory). HACR-type circuit breakers can be used in place of fuses.

Note: QuietQube ice machine power supply is wired independent of CVD condensing unit.

Min. circuit ampacity 25 1ph / 20 3ph

Max. fuse size: 40 amps 1ph / 25 amps 3ph

HACR-type circuit breakers can be used in place of fuses.

Operating Limits:

- Ambient Temperature Range: -20° to 130°F (-29° to 54°C)

BTU Per Hour: 27,000 (average) 31,000 (peak)

Compressor: Nominal rating: 2.5 HP

Installation Information and Dimensions:

Maximum Line Length

— 100' (30.5 m).*

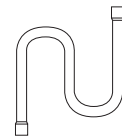
Maximum Vertical Rise*

— 35' (10.7 m) above ice machine.

Maximum Vertical Drop

— 15' (4.5 m) below ice machine.

*A rise over 20' (6 m) requires S-Trap Kit K-00166 - ordered separately.



Standard Interconnecting Tubing with Required Communication Wire*

Communication wire comes with each of the following line sets

Model	Line Length		Weight	
	ft.	m.	lbs.	kgs.
RC-25	20	6	14	6
RC-35	30	9	20	9
RC-55	50	15	31	14

*When using a non-Manitowoc line-set, a 186A 5-conductor communication cable must be installed between the head and condenser sections.