



Vertical Discharge Remote Condenser

For Indigo™ Series Ice Cube Machines

Model

- JC-0495
 JC-0895
 JC-0995
 JC-1395



JC-0895
Remote Condenser

Standard Features

- Vertical discharge remote condenser is available for Indigo Series 500, 600, 850, 1000, 1400 and 1800 ice machines. Refer to ice machine specification sheet for equipment dimensions, production capacities, electrical requirements, and ice storage bin compatibility.
- Condenser operation range from -20°F (-29°C) to 120°F (49°C). Can be installed with up to 20" (50.8 cm) of bottom clearance.
- Remote system consists of a remote condenser and interconnecting refrigerant lines. All components are pre-charged with refrigerant and have quick-connect fittings for convenient installation. Order ice cube machine, ice storage bin and line set separately.

Warranty

- 3-year parts and labor. See warranty statement for complete details.

Remote, air-cooled condenser system improves efficiency and ice production, conserving energy.

Manitowoc remote condenser systems effectively dissipate heat at a convenient location, indoors or outdoors, away from the ice machine. This maximizes ice-making capability and minimizes air conditioning loads by lowering the ambient air temperature at the ice machine.

Single Indigo Series Ice Machine	Remote Condenser
i-500	JC-0495
i-600, 850	JC-0895
i-1000	JC-0995
i-1400 or 1800	JC-1395

Installation Information and Dimensions

Maximum Location Distance—combined vertical and horizontal distances from ice machine to condenser must comply with guidelines.

Maximum Line Length: 100' (30 m)*

Maximum Vertical Rise: 35' (10.5 m) above ice machine.

Maximum Vertical Drop: 15' (4.5 m) below ice machine.

To calculate other acceptable horizontal and vertical combinations, refer to remote condenser installation instructions.

* Remote condenser has refrigerant charge for up to 50' (15 m) line length. Over 50' (15 m) requires additional refrigerant charge at time of installation.





Vertical Discharge Remote Condenser
For Indigo Series Ice Cube Machines

Electric

Electrical power to the remote condenser is intended to be supplied from the ice machine; however, if necessary, a separate electrical power source can be used.

Remote Indigo Series Ice Machine

Indigo Model	Electrical Service*	Minimum Circuit Ampacity		Maximum Fuse size	
500	115/60/1	20		25	
600	208-230/60/1	10.7		15	
850	208-230/60/1	11.9	9.2	20	15
1000	208-230/60/1	10.7	9.5	15	15
1400	208-230/60/1	17.9	12.8	30	20
1800	208-230/60/1	23.4	15.0	40	25

* 230/50/1 available. Shaded box indicates 3 phase. Consult factory.
HACR circuit breakers can be used in place of fuses.

Indigo Series Remote Condenser

Condenser Indigo Model	Matching Ice Machine	Condenser			
		Electrical Service*	Amperage	Weight	
				lbs.	kgs.
JC-0495	500	115/60/1	2.3	76	34
JC-0895	600, 850	208-230/60/1	1.0	76	34
JC-0995	1000	208-230/60/1	1.0	85	39
JC-1395	1400, 1800	208-230/60/1	1.0	96	44

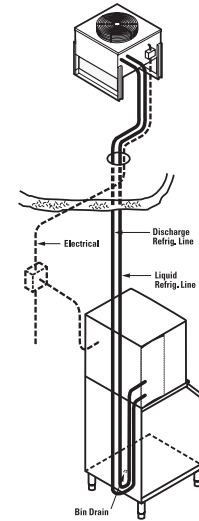
* 230/50/1 available. Consult factory. HACR circuit breakers can be used in place of fuses.

Standard Interconnecting Refrigerant Lines

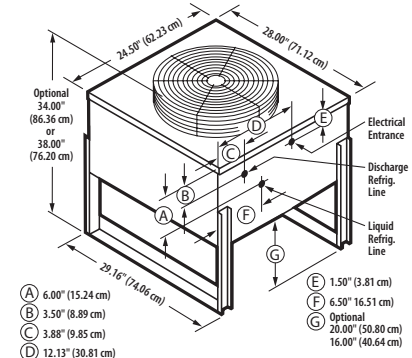
Model		Line Length		Weight	
		ft.	cm.	lbs.	kgs.
R(*)-20-R-404A	20	600	11	5	15
R(*)-35-R-404A	35	1,050	17	8	20
R(*)-50-R-404A	50	1,500	24	11	20

* RT prefix for Series 500, 600, 850, and 1000.
RL prefix for Series 1400 and 1800. Order separately.

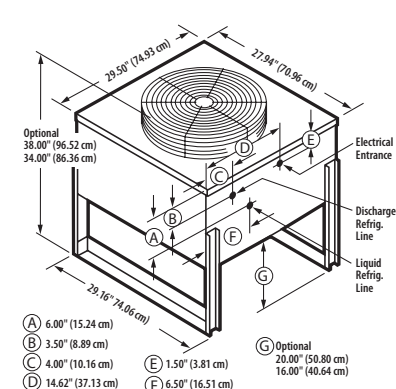
Typical Installation



JC-0495, JC-0895, JC-0995 Remote Condenser



JC-1395 Remote Condenser



3219E ©2011 Manitowoc S711 Continuing product improvement may necessitate change of specifications without notice.