

JOB \_\_\_\_\_ ITEM # \_\_\_\_\_ QTY # \_\_\_\_\_



**MODEL NUMBER**

- |                                  |                                  |                                  |
|----------------------------------|----------------------------------|----------------------------------|
| <input type="checkbox"/> 4-UCS-3 | <input type="checkbox"/> 6-UCS-2 | <input type="checkbox"/> 1-UCS-2 |
| <input type="checkbox"/> 4-UCM-3 | <input type="checkbox"/> 6-UCS-3 | <input type="checkbox"/> 1-UCS-3 |
|                                  | <input type="checkbox"/> 6-UCM-2 | <input type="checkbox"/> 1-UCM-2 |
|                                  | <input type="checkbox"/> 6-UCM-3 | <input type="checkbox"/> 1-UCM-3 |
|                                  | <input type="checkbox"/> 6-UCL-2 | <input type="checkbox"/> 1-UCL-2 |
|                                  | <input type="checkbox"/> 6-UCL-3 | <input type="checkbox"/> 1-UCL-3 |

**600 LB. CARTS**

Frame to be constructed of 16 gauge stainless steel 1"x1" tubing. Shelves to be constructed of stainless steel. All shelves and corner supports to be tig welded at joints and corners. Cart to include two vertical, non-marking, bumpers. Carts wheel assembly shall be constructed of 3/4" diameter, solid stainless steel axle, 12 gauge stainless steel caster supports and 8" wheels.

**1000 LB. CARTS**

Frame to be constructed of 16 gauge stainless steel 1"x1" tubing. Shelves to be constructed of stainless steel. All shelves and corner supports to be tig welded at joints and corners. Shelves to also include a 1"x1" stainless steel tube brace. Cart to include two vertical, non-marking, bumpers. Carts wheel assembly shall be constructed of 3/4" diameter, solid stainless steel axle, 12 gauge stainless steel caster supports and 8" wheels.

Built for heavy-duty service. Carts are available in two and three shelf models, they come with load capacities from 400 to 1000 pounds.

All Piper Products are built to the highest standards of construction.

**STANDARD FEATURES**

- ◆ Reinforced handle with bumper
- ◆ Vertical bumpers on 600 lb. and 1000 lb. models
- ◆ Four swivel casters on 400 lb. models
- ◆ Two fixed and two swivel casters on 600 lb. and 1000 lb. models
- ◆ Shelves and supports all stainless steel construction
- ◆ All carts meet National Sanitation Foundation specifications

**CONSTRUCTION**

**ALL CARTS**

Cart to be constructed of stainless steel. Cart handle to be constructed of one-inch diameter, 18 gauge stainless steel tube. Handles to be equipped with donut bumpers attached to cart with 14 gauge mounting brackets.

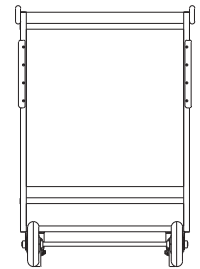


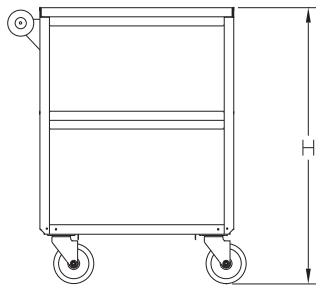
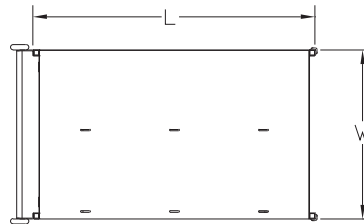
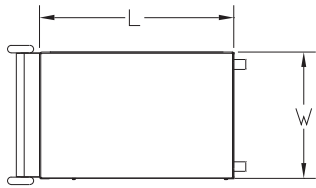
**400 LB. CARTS**

Frame to be constructed of 14 gauge stainless steel corner supports with 18 gauge shelving hemmed on all four edges. All shelves and corner supports to be tig welded at joints and corners. 12 gauge aluminized steel caster supports to run the length of the entire bottom shelf, designed for swivel plate casters.

**CONSTRUCTION CONTINUED**

**HEAVY-DUTY CASTERS**

- ◆ Plate casters for added rigidity and stability
- ◆ 5" x 1-1/4" sealed wheels
- ◆ Delrin bearing, each with 350 lbs. capacity
- ◆ Maximum resistance to chemicals, acids, bases, alcohol, water and steam
- ◆ Maximum low temperature flexibility for superior performance, even in freezing temperatures
- ◆ Caster brakes optional



4-UCS-3

6-UCM-2

MODEL #	DESCRIPTION	DIMENSIONS			CAPACITY (LBS)	SHIP WT
		L	W	H		
4-UCS-3	3 Shelf Small	24"	15.5"	33"	400	45
4-UCM-3	3 Shelf Medium	30"	20"	37"	400	80
6-UCS-2	2 Shelf Small	28"	17-1/2"	39-1/4"	600	60
6-UCS-3	3 Shelf Small	28"	17-1/2"	39-1/4"	600	70
6-UCM-2	2 Shelf Medium	39-1/4"	23"	39-1/4"	600	80
6-UCM-3	3 Shelf Medium	39-1/4"	23"	39-1/4"	600	94
6-UCL-2	2 Shelf Large	54"	32"	39-1/4"	600	109
6-UCL-3	3 Shelf Large	54"	32"	37-5/16"	600	135
1-UCS-2	2 Shelf Small	28"	17-1/2"	39-1/4"	1,000	100
1-UCS-3	3 Shelf Small	28"	17-1/2"	39-1/4"	1,000	120
1-UCM-2	2 Shelf Medium	39-1/4"	23"	39-1/4"	1,000	142
1-UCM-3	3 Shelf Medium	39-1/4"	23"	39-1/4"	1,000	175
1-UCL-2	2 Shelf Large	54"	32"	37-5/16"	1,000	155
1-UCL-3	3 Shelf Large	54"	32"	37-5/16"	1,000	185

**OPTIONS / ACCESSORIES**

- (-SL) Slotted for hold-down straps (Straps available in three different lengths: Please specify when ordering)
  - 96" Straps (Strap-96")
  - 120" Straps (Strap-120")
  - 126" Straps (Strap-126")
- (-WB) Wheel brakes

Note: (SL) and (Straps) are not available for the 4-series units

**H-5 SPEC**

**PIPER PRODUCTS**  
 BUILT TO LAST  
[www.piperonline.net](http://www.piperonline.net)

300 S. 84th Avenue  
 Wausau, WI 54401  
 Phone: 800-544-3057  
 Fax: 715-842-3125

**LIMITED WARRANTY:** PIPER PRODUCTS warrants to the original purchaser parts and labor for a period of twelve (12) months from the date of purchase. See manufacturer's complete warranty for details.

It is our policy to build equipment which is design certified by companies that have been accredited at the Federal Level by the Occupational Safety and Health Agency (OSHA) and ANSI as a National Recognized Testing Laboratory. These companies include CSA International, Underwriters Laboratories, and the National Sanitation Foundation. However, a continuing program of product improvement makes it necessary to submit new models to the agencies as they are developed. Consequently, all models may not bear the appropriate labels at all times.

We reserve the right to change specifications and product design without notice. Such revisions do not entitle buyer to corresponding changes, improvements, additions or replacements for previously purchased equipment. Information is not for design purposes.