



## "140-1" Stainless Steel Enclosed Work Tables

w/ Stainless Steel Base, Panels and Undershelf  
w/ Open Front



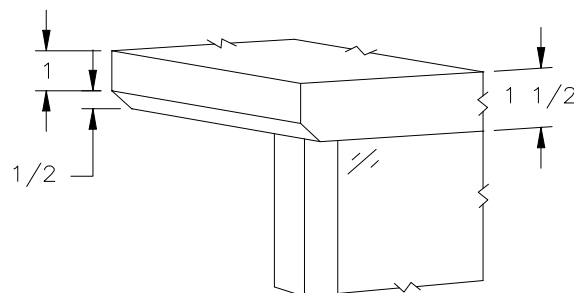
**AUTOQUOTES**



14 GAUGE TOP			
24"WIDE	Qty	30"WIDE	Qty
140-01		140-06	
140-02		140-07	
140-03		140-08	
140-03A		140-08A	
140-04		140-09	
140-04A		140-09A	
140-05		140-10	

### FEATURES:

- \* 14 Gauge Stainless Steel Top  
Type 300 stainless steel with # 4 polish, satin finish
- \* Top is **Sound Deadened**
- \* Reinforced with 1"x2" channel running entire length of table
- \* 1 1/2" **Stallion Edge** on front and rear with side edges 90 degree bend down for table line-up
- \* Stainless Steel Top, Cabinet and Undershelf  
Type 300 stainless steel with # 4 polish, satin finish
- \* Undershelf is secured in a fixed position, 14 7/8" above floor
- \* Adjustable bullet feet
- \* Shipped Standard Welded Set-Up
- \* Optional drawers, casters, pot racks, etc. available
- \* All models are approved by the National Sanitation Foundation and the U.S. Department of Agriculture.



STALLION  
SAFETY  
EDGE

### CONSTRUCTION:

Top: Stainless Steel Tops are TIG welded, Exposed welds are polished to match adjacent surface.

### MATERIAL:

Top: 14 gauge stainless steel  
Type 300 stainless steel with # 4 polish, satin finish

Shelf: 18 gauge type 300 stainless steel # 3 polish, satin finish  
# 4 polish, satin finish

Legs: 1 1/2" Square O.D., 16 gauge type 300 tubular stainless steel  
# 4 polish, satin finish

Panels: 22 gauge stainless steel  
Type 300 stainless steel with # 4 polish, satin finish

Feet: 1" adjustable stainless steel feet

### OPTIONAL ACCESSORIES

	MODEL #	Qty
CASTERS		
OVERSHELVES		
POT RACK		
SINKS		
INTERMEDIATE SHELF		
S/S BUN PAN RACK		

## John Boos & Co

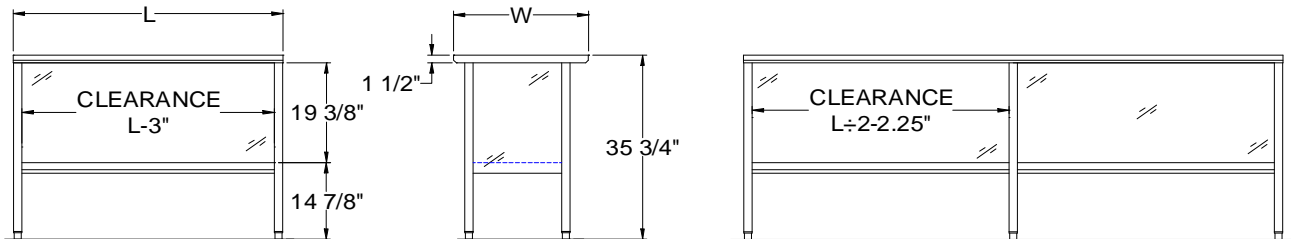
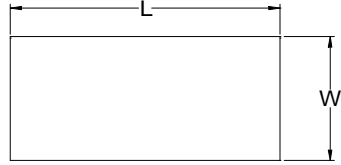
3601 S. Banker Street - Effingham, IL 62401

Phone: 217-347-7701 - Fax: 217-347-7705

Email: sales@johnboos.com - Web-site: www. johnboos.com

H-5

# DETAILED SPECIFICATIONS



Shipped Welded Set-Up  
 Units 7 ft. and larger are furnished with six legs.  
 All dimensions are typical.  
 Tolerance +/- .500".

Finished size of undershelf.  
 Shelf length = length minus 4.875"  
 Shelf width = width minus 4.25"

### 14 GAUGE TOP

L	24" WIDE	WT.	30" WIDE	WT.
48	140-01	101	140-06	116
60	140-02	118	140-07	136
72	140-03	141	140-08	162
84	140-03A	232	140-08A	253
96	140-04	165	140-09	202
108	140-04A	286	140-09A	311
120	140-05	211	140-10	242

### John Boos & Co

3601 S. Banker Str - Effingham, IL 62401 Phone: 217-347-7701 - Fax: 217-347-7705  
 Email: sales@johnboos.com - Web-site: www.johnboos.com



July 2013

**John Boos** is constantly engaged in a program of improving products and therefore reserves the right to change specification without prior notice