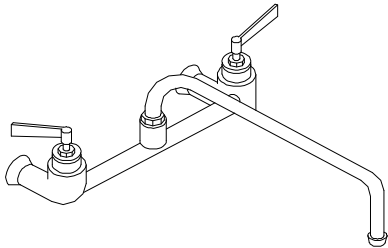

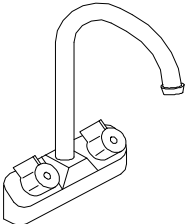

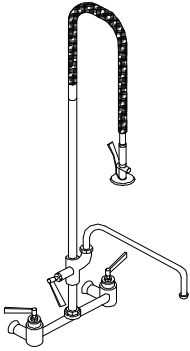

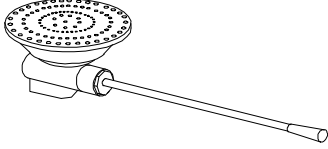

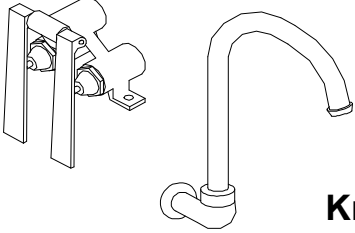

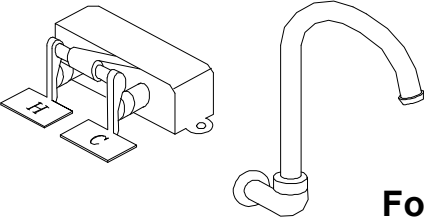



"Accessories" Pro-Bowl Sinks

 <p>8" Splash Mount Faucet</p> <table border="1"> <thead> <tr> <th>MODEL</th> <th>SPOUT</th> </tr> </thead> <tbody> <tr> <td>PBF-8-S</td> <td>8"</td> </tr> <tr> <td>PBF-10-S</td> <td>10"</td> </tr> <tr> <td>PBF-12-S</td> <td>12"</td> </tr> </tbody> </table> 	MODEL	SPOUT	PBF-8-S	8"	PBF-10-S	10"	PBF-12-S	12"	 <p>Hand Sink 4" Center</p> <table border="1"> <thead> <tr> <th>MODEL</th> <th>SPOUT</th> </tr> </thead> <tbody> <tr> <td>PB-HS-4</td> <td>8"</td> </tr> </tbody> </table> 	MODEL	SPOUT	PB-HS-4	8"
MODEL	SPOUT												
PBF-8-S	8"												
PBF-10-S	10"												
PBF-12-S	12"												
MODEL	SPOUT												
PB-HS-4	8"												
<p>Pre - Rinse</p>  <table border="1"> <thead> <tr> <th>MODEL</th> <th>MOUNT</th> </tr> </thead> <tbody> <tr> <td>PB-PRW-1</td> <td>WALL</td> </tr> <tr> <td>PB-PRD-2</td> <td>DECK</td> </tr> </tbody> </table> <p><i>Add-A-Faucet</i></p> <table border="1"> <tbody> <tr> <td>PB-AD-14</td> <td>14" Spout</td> </tr> </tbody> </table> 	MODEL	MOUNT	PB-PRW-1	WALL	PB-PRD-2	DECK	PB-AD-14	14" Spout	<p>Straight Action Lever Waste</p>  <table border="1"> <thead> <tr> <th>MODEL</th> <th>DRAIN</th> </tr> </thead> <tbody> <tr> <td>PB-LWS-2</td> <td>2"</td> </tr> </tbody> </table> 	MODEL	DRAIN	PB-LWS-2	2"
MODEL	MOUNT												
PB-PRW-1	WALL												
PB-PRD-2	DECK												
PB-AD-14	14" Spout												
MODEL	DRAIN												
PB-LWS-2	2"												
 <p>Knee Valve</p> <table border="1"> <thead> <tr> <th>MODEL</th> <th>SPOUT</th> </tr> </thead> <tbody> <tr> <td>PB-KV-1</td> <td>3-1/2"</td> </tr> </tbody> </table> 	MODEL	SPOUT	PB-KV-1	3-1/2"	 <p>Foot Valve</p> <table border="1"> <thead> <tr> <th>MODEL</th> <th>SPOUT</th> </tr> </thead> <tbody> <tr> <td>PB-FV-2</td> <td>3-1/2"</td> </tr> </tbody> </table> 	MODEL	SPOUT	PB-FV-2	3-1/2"				
MODEL	SPOUT												
PB-KV-1	3-1/2"												
MODEL	SPOUT												
PB-FV-2	3-1/2"												

John Boos & Co

315 South First Street - Effingham, IL 62401

Phone: 217-347-7701 - Fax: 217-347-7705

Email: sales@johnboos.com - Web-site: www.johnboos.com

T-1