

MOD-227TDM, MOD-327TDM, MOD-427TDM, MOD-527TDM BUILT-IN MODULAR WARMERS

MOD-227TDM - MOD-327TDM - MOD-427TDM - MOD-527TDM BUILT-IN MODULAR WARMERS



The Wells 12" x 27" Built-in Modular Warmers easily meet your volume needs, designed with 33% more capacity than the standard modular warmers. Each heavily insulated well is individually controlled, providing flexibility and convenience.

Specifications

Temperature Settings:	OFF/LO to HI	
Weights:	Lbs.	KG
MOD-227TDM:		
Installed	49	22
Shipping	59	27
MOD-327TDM:		
Installed	71	32
Shipping	85	39
MOD-427TDM:		
Installed	94	43
Shipping	101	46
MOD-527TDM:		
Installed	101	46
Shipping	122	55

Accessories / Options

Wellslok Extension Kit, designed for installation in a variety of countertops up to 1-1/2" thick, refer to installation instructions, 22593

Drain Screen, 21709

Optional 72" Wiring, thermostatically controlled warmers, priced per well (standard length is 24")

Features

- Each 12" x 27" well accommodates four 1/3-size pans up to 6" deep.
- **Individual thermostatic temperature control** for each well gives these warmers maximum versatility. A signal light indicates that the heating element is energized.
- A **one-inch diameter drain manifold (DM)** is provided with each warmer to allow for a single drain connection at the left or right front corner.
- The MOD series warmers are designed for **wet or dry operation**.
- **Fully insulated** for greater efficiency.
- Each well is **one-piece, deep-drawn, stainless steel construction** for maximum strength and durability.
- **Wellslok** allows for quick and easy installation in stainless steel countertops.
- The MOD 12"x 27" warmers are **Underwriters Laboratories, Inc. LISTED** and meet NSF International and Canadian standards.
- A **one-year warranty** against defects covers parts and labor.





LISTED
E6070



STD.4

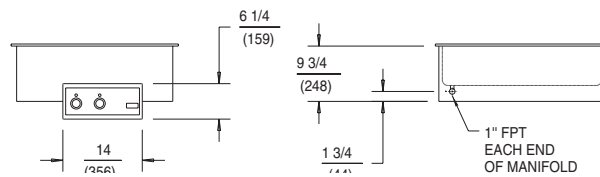
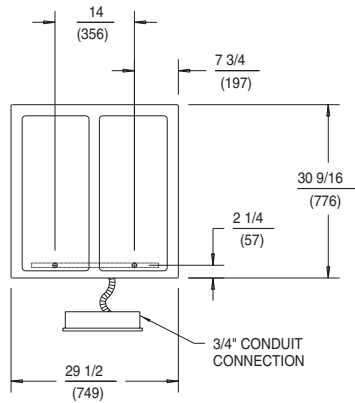


LISTED
E6070

**MODEL
MOD-227TDM, MOD-327TDM
BUILT-IN MODULAR WARMER**

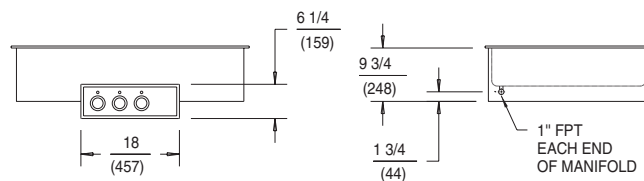
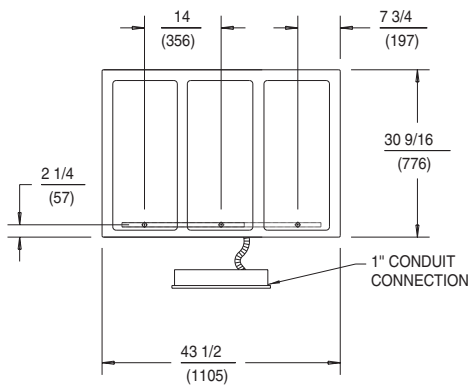
DIMENSIONS:

INCH
(MM)



MINIMUM CLEARANCE REQUIRED FROM UNIT TO THE NEAREST SURFACE			
BACK	SIDE	BOTTOM	FRONT
$\frac{1}{1}$	$\frac{1}{1}$	$\frac{6 \ 3/4}{1}$	$\frac{4 \ 1/8}{1}$
(25)	(25)	(171)	(105)

MODEL MOD-227TDM



MODEL MOD-327TDM

MOD-227TDM, MOD-327TDM ELECTRICAL SPECIFICATIONS:

MODELS	VOLTS	WATTS	AMPS PER LINE 3 PHASE			AMPS SINGLE PHASE	POWER SUPPLY CORD
			L1	L2	L3		
MOD-227TDM	208	2480	-	-	-	11.9	NONE
MOD-227TDM	240	3300	-	-	-	13.8	NONE
MOD-327TDM	208	3720	10.3	10.3	10.3	17.9	NONE
MOD-327TDM	240	4950	11.9	11.9	11.9	20.6	NONE

NOTE: Specifications are subject to change without notice. See installation instructions prior to installing the unit. This document is not for installation purposes. The Drain Manifold with Valve (1 inch FPT) is supplied.

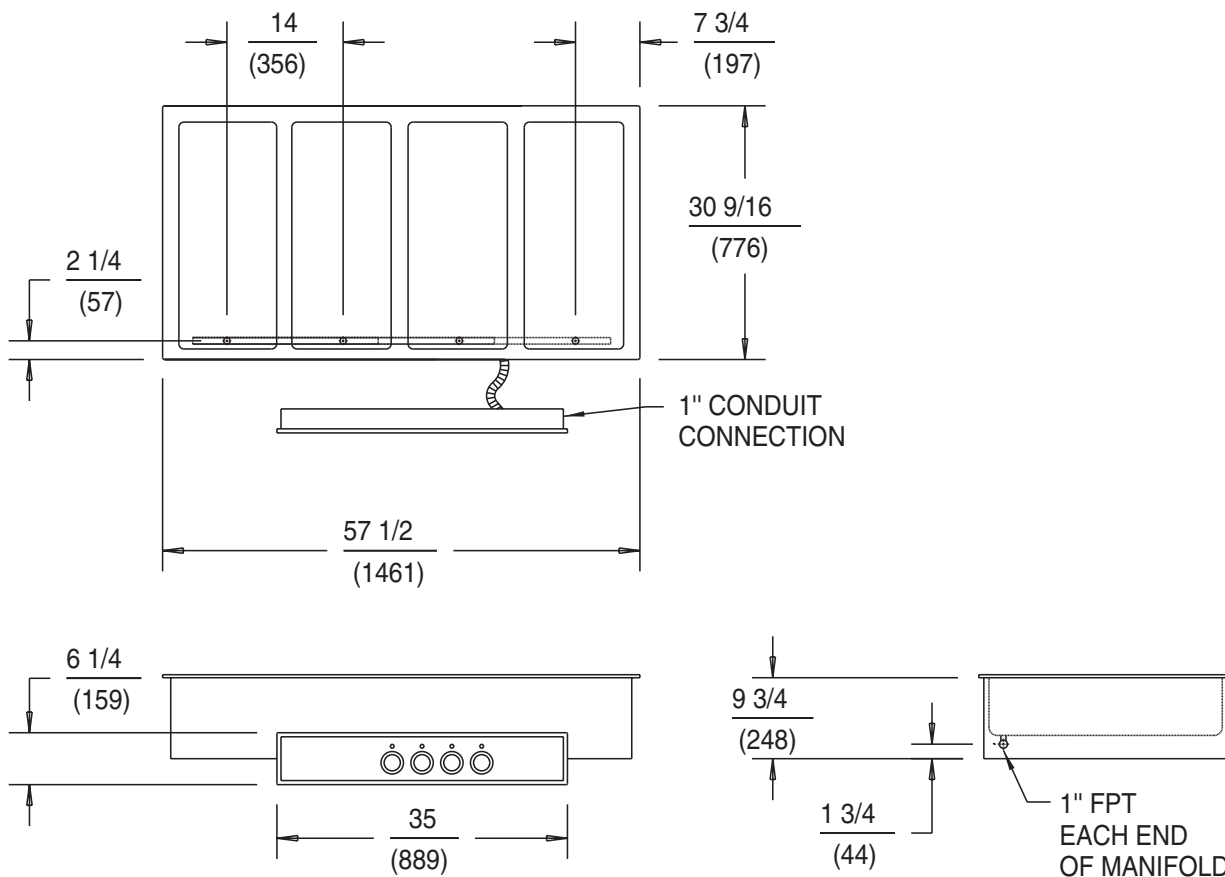


**MODEL
MOD-427TDM
BUILT-IN MODULAR WARMER**

DIMENSIONS:

INCH
(MM)

MINIMUM CLEARANCE REQUIRED FROM UNIT TO THE NEAREST SURFACE			
BACK	SIDE	BOTTOM	FRONT
$\frac{1}{1}$ (25)	$\frac{1}{1}$ (25)	$\frac{6\ 3/4}{1}$ (171)	$\frac{6}{1}$ (152)



MOD-427TDM ELECTRICAL SPECIFICATIONS:

MODELS	VOLTS	WATTS	AMPS PER LINE 3 PHASE			AMPS SINGLE PHASE	POWER SUPPLY CORD
			L1	L2	L3		
MOD-427TDM	208	4960	14.5	14.5	9.8	23.8	NONE
MOD-427TDM	240	6600	17.8	17.8	11.3	27.5	NONE

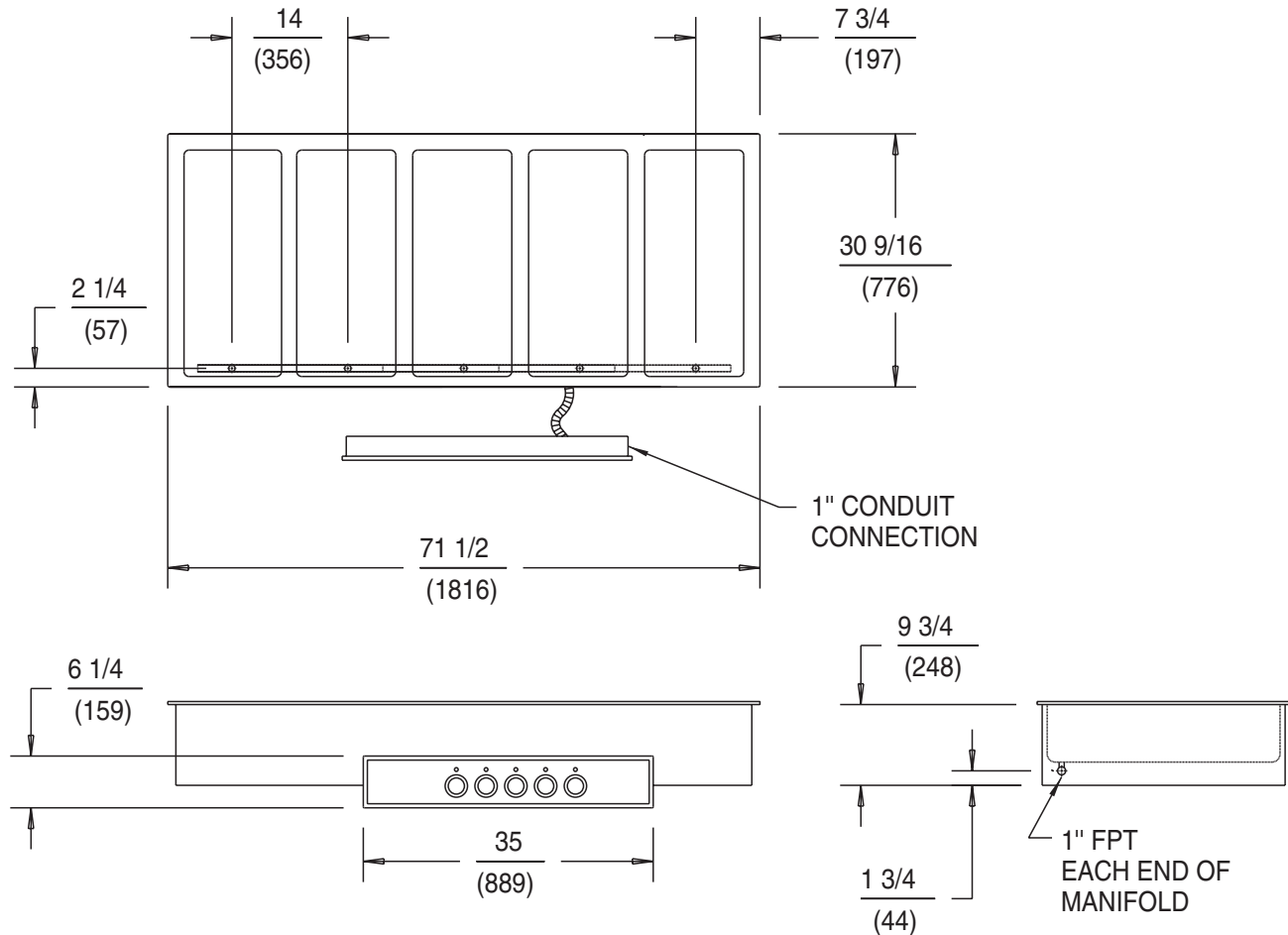
NOTE: Specifications are subject to change without notice. See installation instructions prior to installing the unit. This document is not for installation purposes. The Drain Manifold with Valve (1 inch FPT) is supplied.



**MODEL
MOD-527TDM
BUILT-IN MODULAR WARMER**

DIMENSIONS: INCH
 (MM)

MINIMUM CLEARANCE REQUIRED FROM UNIT TO THE NEAREST SURFACE			
BACK	SIDE	BOTTOM	FRONT
$\frac{1}{1}$	$\frac{1}{1}$	$\frac{6 \frac{3}{4}}{1}$	$\frac{6}{1}$
(25)	(25)	(171)	(152)



MOD-527TDM ELECTRICAL SPECIFICATIONS:

MODELS	VOLTS	WATTS	AMPS PER LINE 3 PHASE			AMPS SINGLE PHASE	POWER SUPPLY CORD
			L1	L2	L3		
MOD-527TDM	208	6200	19.5	14.6	14.6	29.8	NONE
MOD-527TDM	240	8250	22.1	16.9	16.9	34.4	NONE

NOTE: Specifications are subject to change without notice. See installation instructions prior to installing the unit. This document is not for installation purposes. The Drain Manifold with Valve (1 inch FPT) is supplied.

WELLS MANUFACTURING COMPANY
2 ERIK CIRCLE, PO BOX 280, VERDI, NV 89439 U.S.A.
USA PHONE: (775) 689-5700 • FAX: (775) 689-5972
FOR ORDERS ONLY: (888) 356-5362 • FAX: (800) 356-5142
www.wellsbloomfield.com
© 2002 WELLS MANUFACTURING • PRINTED IN THE U.S.A.
03/02 • REV(A) • PART NO. 300711

