

# WB-1, WB-2 WAFFLE BAKERS

WB-1, WB-2 WAFFLE BAKERS



Wells WB-1 and WB-2 waffle bakers provide versatility and ease of use. Each unit has a floating hinge to allow the upper grid to rise evenly as the waffle expands during cooking. ~~Units are also available with Silverstone<sup>®</sup> grids to make waffle removal and cleanup even easier.~~

## Specifications

Overall Dimensions:	Inches	MM
WB-1		
Width	10 1/8	257
Depth	13 1/2	342
Height	8 3/4	222
WB-2		
Width	19 13/16	503
Depth	13 1/2	342
Height	8 3/4	222
<b>Pre-Heat Time:</b>	8 minutes	
<b>Typical Production:</b>	<b>Per Hour</b>	
WB-1	24	
WB-2	48	
Weights:	Lbs.	KG
WB-1		
Installed	13	6
Shipping	14	7
WB-2		
Installed	25	11
Shipping	27	12

## Accessories / Options

Replacement drip tray, 21489

## Features

- Elements are controlled by a factory pre-set precision thermostat.
- Grids are seven-inch diameter, die-cast aluminum with a tapered pattern and lipped edge.
- Floating hinge allows upper grid to rise evenly as the waffle expands during cooking.
- Stainless steel front, top and sides provide maximum strength and durability.
- Front-mounted adjustable mechanical bell timer assures consistent waffle color.
- The WB-2 has two lighted rocker ON/OFF switches to allow independent operation of each baking unit.
- Die-stamped stainless steel drip tray removes easily for cleaning.
- Handles are nickel-plated steel with an open-coil design for minimal heat transfer.
- Both WB-1 and WB-2 are available with Silverstone<sup>®</sup> grids.
- The WB-1 and WB-2 waffle bakers are Underwriters Laboratories, Inc. LISTED and meet NSF International standards.
- A one-year warranty against defects covers parts and labor.

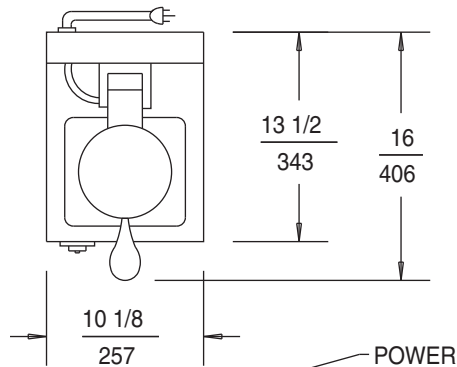




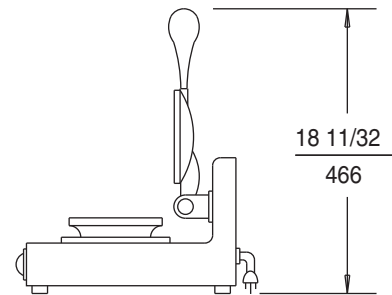
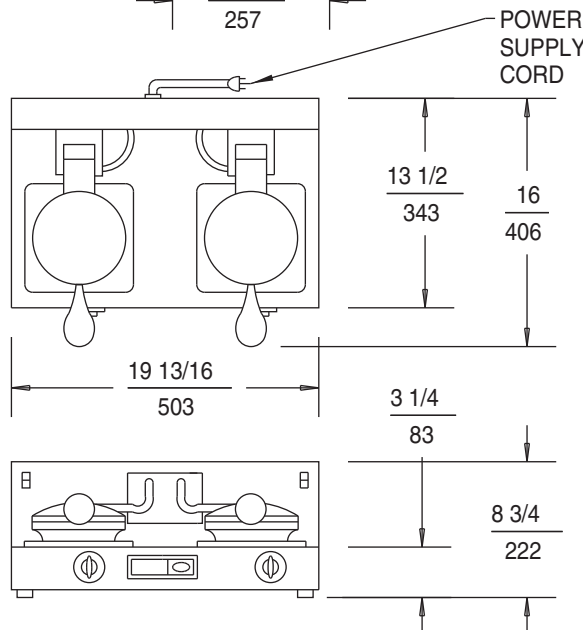
## MODELS WB-1, WB-2 WAFFLE BAKERS

### DIMENSIONS: INCH (MM)

WB-1  
SINGLE  
BAKER



WB-2  
DUAL  
BAKER



### WB-1, WB-2 ELECTRICAL SPECIFICATIONS:

MODELS	VOLTS	WATTS	AMPS	PHASE	POWER SUPPLY CORD
WB-1	120	900	7.5	SINGLE	NEMA 5-15P
WB-1	208	676	3.3	SINGLE	NEMA 6-15P
WB-1	240	900	3.8	SINGLE	NEMA 6-15P
WB-2	120	1800	15.0	SINGLE	NEMA 5-15P
WB-2	208	1352	6.5	SINGLE	NEMA 6-15P
WB-2	240	1800	7.5	SINGLE	NEMA 6-15P

NOTE: Specifications are subject to change without notice.

WELLS MANUFACTURING COMPANY  
 2 ERIK CIRCLE, PO BOX 280, VERDI, NV 89439 U.S.A.  
 USA PHONE: (775) 689-5700 • FAX: (775) 689-5972  
 FOR ORDERS ONLY: (888) 356-5362 • FAX: (800) 356-5142  
 www.wells-mfg.com  
 © 2002 WELLS MANUFACTURING • PRINTED IN THE U.S.A.  
 05/02 • REV(I) • PART NO. 37093

