



DCM-300BAH


SANITARY CUBELET ICE MACHINE/DISPENSER




DCM-300BAH
11/03/17
Item # 13284

Item #: _____
 Project: _____
 Qty: _____
 AIA#: _____

Features

- ▶ Durable stainless steel exterior
- ▶ Advanced CleanCycle24™ design 
- ▶ Stainless steel auger with greaseless bearing

- Up to 321 lbs. of ice production per 24 hours
- Built-in storage capacity of 1.3ft³/40 lbs.*
- 2 second flush cycle every hour
- Corrosion resistant stainless steel exterior
- Easy to chew, cubelet ice
- Self-contained design reduces opportunities for cross contamination
- Protected by H-GUARD Plus Antimicrobial Agent 
- Dispenses ice and water
- R-404A Refrigerant

Warranty:

3 Year Parts & Labor on entire machine.
 5 Year Parts on Compressor; air-cooled condenser coil.
 Valid in United States, Canada, Puerto Rico and U.S. Territories. Contact factory for warranty in other countries.
 *Rated in accordance with AHRI Standard 820(I-P). Capacity based on 100% of total volume x 30 lb/ft³ average density of ice.

W x D x H
26" x 22¹/₂" x 40"

SD-450
26¹/₄" x 22" x 32¹/₂"

SD-500
25⁷/₈" x 22" x 32³/₄"

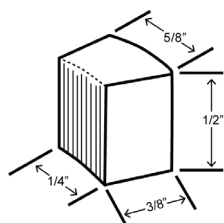


DCM-300BAH
Air-Cooled
Shown with optional
SD-450 Stand



Condenser	Model	ICE PRODUCTION		Type of Ice (Hardness Rating)	WATER USAGE		kWh Used per 100 lbs. 90°/70°F	ELECTRICAL			Heat Rejection BTU/hr.	Shipping Weight	ENERGY STAR®
		Air / Water Temp Lbs. per 24 hours 70°/50°F 90°/70°F			Potable Gal. per 100 lbs. 90°/70°F	Condenser Gal. per 100 lbs. 90°/70°F		Max. Fuse Size or HACR Circuit Breaker	Amperage	Voltage			
Air-Cooled	DCM-300BAH	321	232	Cubelet (88)	12.5	N/A	6.84	20A	10.25A	115V/60/1	3,500	240 lbs.	

Cubelet Dimensions*



* approximate size in inches, image not to scale

Operating Limits

- Ambient Temp Range 45 - 100°F
- Water Temp Range 45 - 90°F
- Water Pressure 10 - 113 PSIG
- Voltage Range 104 - 127V

Service

- Allow 6" (15 cm) clearance at rear and sides for proper air circulation and ease of maintenance/service should they be required. Allow 24" (61 cm) clearance at top to allow for removal of the auger.


Plumbing

- Icemaker Water Supply Line: Minimum 1/4" Nominal ID Copper Water Tubing or Equivalent
- Icemaker Drain Line: Minimum 3/4" Nominal ID Hard Pipe or Equivalent



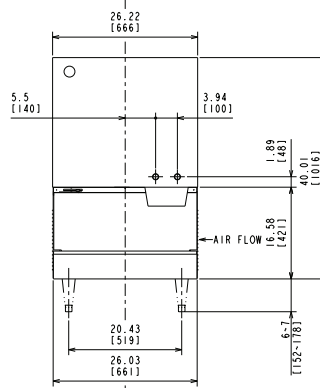
DCM-300BAH

SANITARY CUBELET ICE MACHINE/DISPENSER



DCM-300BAH
11/03/17
Item # 13284

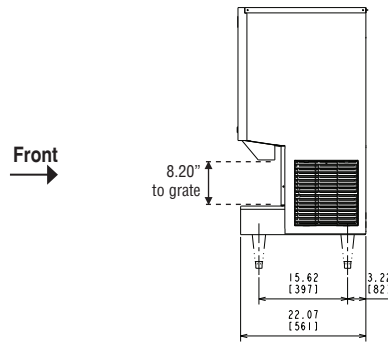
FRONT VIEW



inch
[mm]

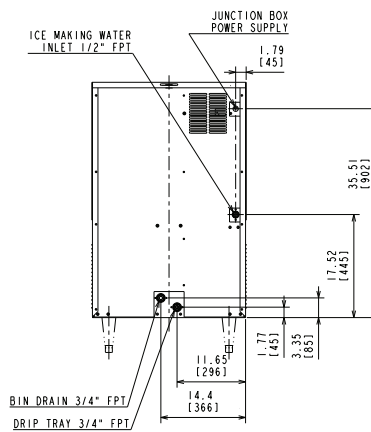
AIR-COOLED

SIDE VIEW



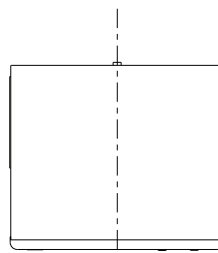
AIR-COOLED

REAR VIEW



AIR-COOLED

TOP VIEW



Front ↑
AIR-COOLED