

DCM-500B_H

SANITARY CUBELET ICE MACHINE/DISPENSER

Item # _____

Project: _____

Qty: _____

*AutoCad available on KCL

DCM-500B_H

8/08

Item # 13226

DIMENSIONS

W x D x H

DCM-500B_H

26 x 22^{1/2} x 40

SD-450

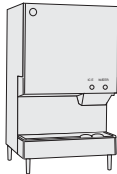
26^{1/4} x 22 x 32^{1/2}

SD-500

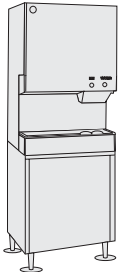
25^{9/10} x 22 x 32^{3/4}




DCM-500
Countertop



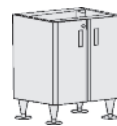
DCM-500
Countertop
with optional
6" legs



DCM-500
Floor Model
with optional
stand



SD-450
optional
stand



SD-500
optional
stand



DCM-500BAH

Air-Cooled
Shown on an optional
SD-500 Stand

DCM-500BWH

Water-Cooled

DCM-500B_H

- CleanCycle12®. Every 12 hours, unit performs 15 minute purge to rid itself of impurities
- Corrosion resistant stainless steel exterior
- Up to 567 lbs. of ice production per 24 hours, with 40 lbs. built-in storage
- Easy to chew, cubelet ice
- Self contained design reducing opportunities for cross contamination
- Dispenses ice and water



SD-450 Stand / SD-500 Stand

- Heavy duty stand for floor model icemaker/dispenser
- Corrosion resistant stainless steel exterior
- Easy cleaning with attractive appearance
- Locking doors standard on SD-500



Warranty

Valid in United States, Canada, Puerto Rico, & U.S. Territories. Contact factory for warranty in other countries.

Two Year - Parts & Labor on entire machine.

Five Year - Parts on: Compressor, air-cooled condenser.



H

DIMENSIONS W x D x H

| | |
|-------------------|---|
| DCM-500B_H | 26 x 22 ^{1/2} x 40 |
| SD-450 | 26 ^{1/4} x 22 x 32 ^{1/2} |
| SD-500 | 25 ^{9/10} x 22 x 32 ^{3/4} |

DCM-500B_H SANITARY CUBELET ICE MACHINE/DISPENSER

- Hands-free ice machine/dispenser
- Optional stand
- Optional stand with locking doors

AIR-COOLED

| Water Temp ° F. | 50° | 70° | 90° | |
|-----------------|-----|------------|-----|-----|
| Air Temp ° F. | 70° | 535 | 510 | 485 |
| 80° | 461 | 438 | 416 | |
| 90° | 396 | 385 | 358 | |

WATER-COOLED

| Water Temp ° F. | 50° | 70° | 90° | |
|-----------------|-----|------------|-----|-----|
| Air Temp ° F. | 70° | 567 | 549 | 539 |
| 80° | 529 | 519 | 509 | |
| 90° | 500 | 495 | 481 | |

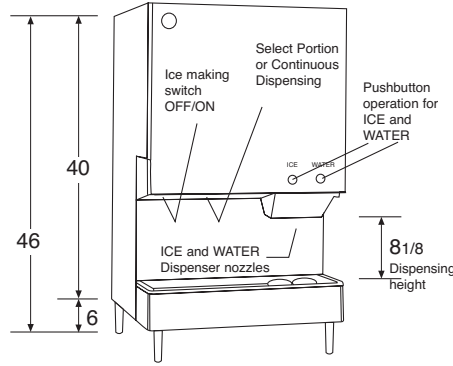
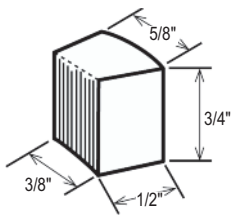
UTILITY CONSUMPTION

| Model Number | KWH per 100 LBS. | | Gal. Per 100 LBS. | |
|--------------|------------------|-------|-------------------|-------|
| | 90/70 | 70/50 | 90/70 | 70/50 |
| DCM-500BAH | 6.6 | 4.4 | 12.0 | 12.0 |
| DCM-500BWH | 4.7 | 4.1 | 12.0 | 12.0 |

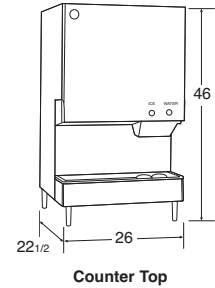
SPECIFICATIONS

| Model Number | Condenser | Amperage | Min. Circuit Ampacity | Shipping Weight |
|--------------|--------------|----------|-----------------------|-----------------|
| DCM-500BAH | Air-Cooled | 12 | 20 | 276 lbs. |
| DCM-500BWH | Water-Cooled | 11.5 | 20 | 269 lbs. |
| SD-450 | N/A | N/A | N/A | 110 lbs. |
| SD-500 | N/A | N/A | N/A | 98 lbs. |

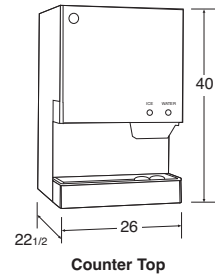
CUBELET DIMENSIONS



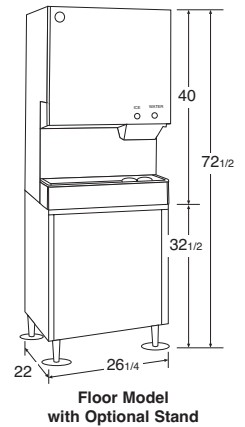
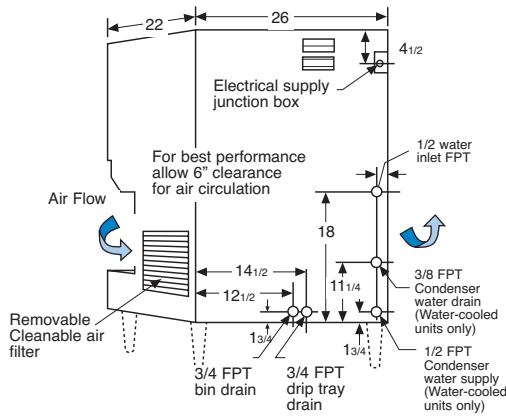
40 lb. Capacity Built-in Bin



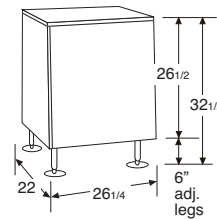
Counter Top



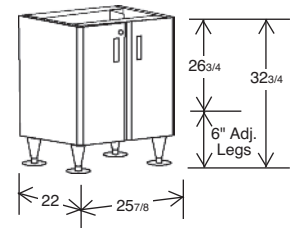
Counter Top



Floor Model with Optional Stand



SD-450



SD-500

ELECTRICAL & PLUMBING/DCM-500B_H

- 115V/60/1
- 20 amp Max Fuse Size
- 1/2" FPT Water Inlet
- 3/4" FPT x2 Drain



© HOSHIZAKI AMERICA, INC.

618 Hwy. 74 S., Peachtree City, GA 30269

OPERATING LIMITS

| | |
|----------------------|--------------|
| • Ambient Temp Range | 45 - 100°F |
| • Water Temp Range | 45 - 90°F |
| • Water Pressure | 10 - 113psig |
| • Voltage Range | 104 - 127V |

SERVICE

- Panels easily removed and all components accessible for service.
- Removable/cleanable air filter. (Air-cooled model only)

TEL 1-800-438-6087

FAX 1-800-345-1325

www.hoshizaki.com

Printed in U.S.A.

