



*Energy*  
**MIZER®**

**DOUBLE RACK  
MODEL B  
ENERGY SAVER  
(extended wrapper)**

**.96**  
Gallons Of Water  
Per Rack!



**MODEL B  
ENERGY SAVER  
(Extended Wrapper)**

**FEATURES:**


- 80 racks / 320 covers per hour.
- Large 20-1/2" clearance for dishes.
- Economical to operate. Uses as little as .96 gallons of water per rack.
- All stainless steel construction assures long life and years of trouble free operation.
- Unique spray arm system features upper and lower stainless steel wash arms with reinforced end caps. Specially designed pull-pins allow wash arms to be easily removed for cleaning.
- Pump purging system improves results by eliminating soil and chemical carryover during rinse cycle.
- Top mounted controls include built-in chemical pumps and deliming system that assures proper chemical usage.
- Auto start/stop makes operation safe and easy.
- Integrated scrap accumulator prevents food soil from entering drain system.
- Water inlet comes with built-in strainer, prevents debris from clogging the water valve.
- Dishmachine comes with 2 dishracks.
- Stainless steel impeller offers extended life and service.
- Stainless steel scrap tray long lasting.

**Available Options**

- Solid/Powder Dual Bowl Dispenser
- CMA Temp-Sure™  
(Self contained 12kW heater)
- Sanitizer Alarm
- Alternative Cycle Times
- Alternative Voltages Available
- Stainless Steel Tables
- Stainless Steel Scrap Trap
- Slant Shelf 21"X42"



Optional Temp-Sure™ heater assures a continuous supply of 140°F hot water that guarantees excellent results.




Unique pull-pin design allows wash arms to be easily removed for cleaning.



Sanitizer Alarm System is an audible alarm and warning light feature that gives a warning when sanitizer product is nearly empty.



Top mounted controls include built-in chemical pumps and deliming system that assures proper chemical usage.



Pump purging system improves results by eliminating soil and chemical carryover during rinse cycle.



LISTED  
COMMERCIAL  
DISHWASHER  
864T



CMA Dishmachines 12700 Knott Street Garden Grove, CA 92841 • 800-854-6417 • 714-898-8781 • Fax: 714-895-2141 • www.cmadishmachines.com

CMA reserves the right to modify specifications or discontinue models without prior notification.

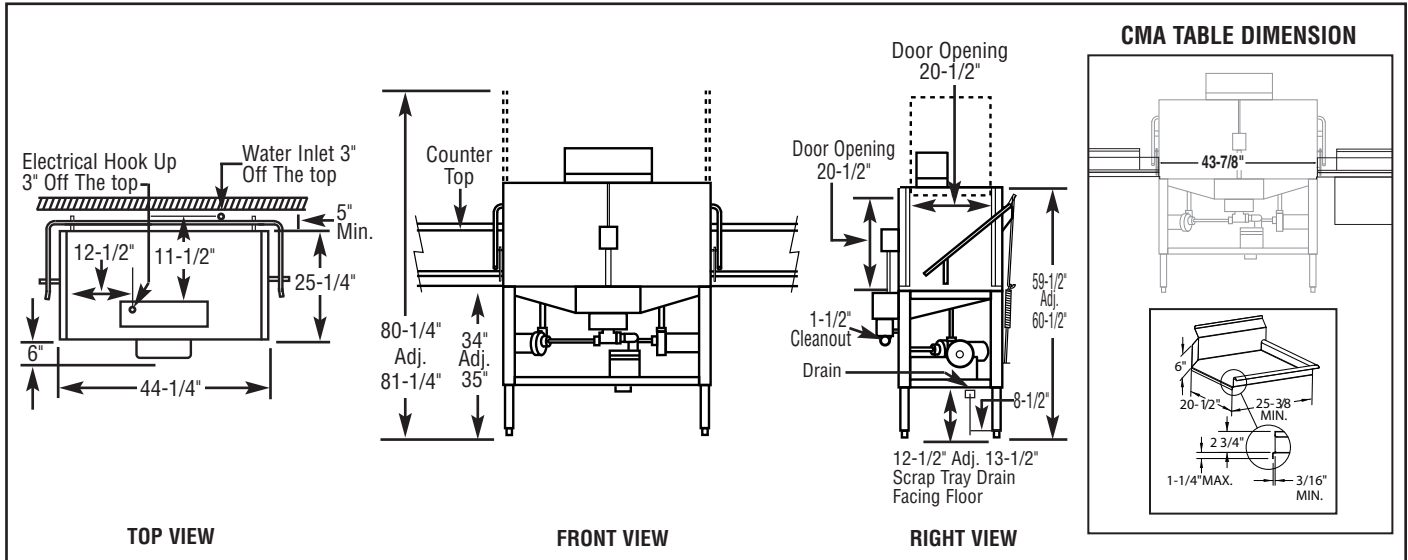
Printed in the U.S.A.

© 2-2011 CMA, Inc.



**DOUBLE RACK  
MODEL B  
ENERGY SAVER  
(extended wrapper)**

**WARNING:** Plumbing connections must be made by a qualified service company who will comply with all available Federal, State, and Local Health, Plumbing and Safety codes.



**Specifications:**

MODEL B ENERGY SAVER		USA	METRIC	WASH PUMP MOTORS HP		USA	METRIC
<b>OPERATING CAPACITY</b>				1			1
RACKS PER HOUR (NSF RATED)		80	80	<b>DIMENSIONS</b>			
<b>OPERATING CYCLE</b>				DEPTH	25-1/4"		(64cm)
WASH TIME-SEC		45	45	WIDTH	44-1/4"		(112cm)
RINSE TIME-SEC		30	30	HEIGHT	59-1/2"-60-1/2"		(151.1cm-153.7cm)
DWELL TIME-SEC		15	15	STANDARD TABLE HEIGHT	34"		(86cm)
TOTAL CYCLE TIME		90	90	MAXIMUM CLEARANCE FOR DISHES	20-1/2"		(52cm)
<b>WASH TANK CAPACITY MIN.</b>		1.92 GAL.	(7.27 L)	<b>STANDARD DISHRACK DIMENSIONS</b>	19-3/4"X19-3/4"		(50X50cm)
<b>OPERATING TEMPERATURE</b>				<b>ELECTRICAL RATING</b>	<b>VOLTS</b>		<b>AMPS</b>
REQUIRED		120°F	(49°C)		115		30
RECOMMENDED		140°F	(60°C)	<b>SHIPPING WEIGHT APPROXIMATE</b>		352#	(160kg)
<b>WATER CONSUMPTION</b>							
PER RACK		.96 GAL.	(3.63 L)				
PER HOUR		76.8 GPH	(290.7 LPH)				
<b>WATER REQUIREMENTS</b>							
WATER INLET		3/4"	(1.9cm)				
DRAIN-I.P.S.		2"	(5.1cm)				

**Summary Specifications: Model B Energy Saver**

CMA Energy Mizer model B Energy Saver low temperature, chemical sanitizing commercial dishwasher meets NSF, UL and ETL sanitation and construction standards WITHOUT the use of BOOSTER or TANK HEATERS. The model B Energy Saver meets Energy Star rating's and uses as little as .96 gallons of water per rack. The model B Energy Saver is constructed entirely of stainless steel. Each unit automatically washes, rinses and sanitizes food service utensils in standard 19-3/4" x 19-3/4" racks. Unit comes standard with upper and lower stainless steel wash arms. The model B Energy Saver incorporates a pump purging system that improves results by eliminating soil and chemical carryover during rinse cycle. **Note: This machine does not have built-in heaters, therefore produces no steam.**



CMA Dishmachines 12700 Knott Street Garden Grove, CA 92841 • 800-854-6417 • 714-898-8781 • Fax: 714-895-2141 • www.cmadishmachines.com

CMA reserves the right to modify specifications or discontinue models without prior notification.


Printed in the U.S.A.

© 2012 CMA, Inc.




## CMA TEMP-SURE™

Hot Water Assurance System  
For Dump And Fill Style  
Dishwashers



### FEATURES:


- Specifically designed to maintain proper rinse temperatures in dump and fill style dishwasher.
- 12kW industrial heater is proven to be more durable than commercial style heater.
- Fast recovery, 40° rise in 90 seconds.
- Available 208/240 volt, single or three phase for flexible applications.
- Universal mounting system fits all single tank CMA models and most competitor model dishwashers.
- Free standing units also available.



MODEL AH WITH TEMP-SURE™ HEATER



Temp-Sure™ shown as a free standing unit.

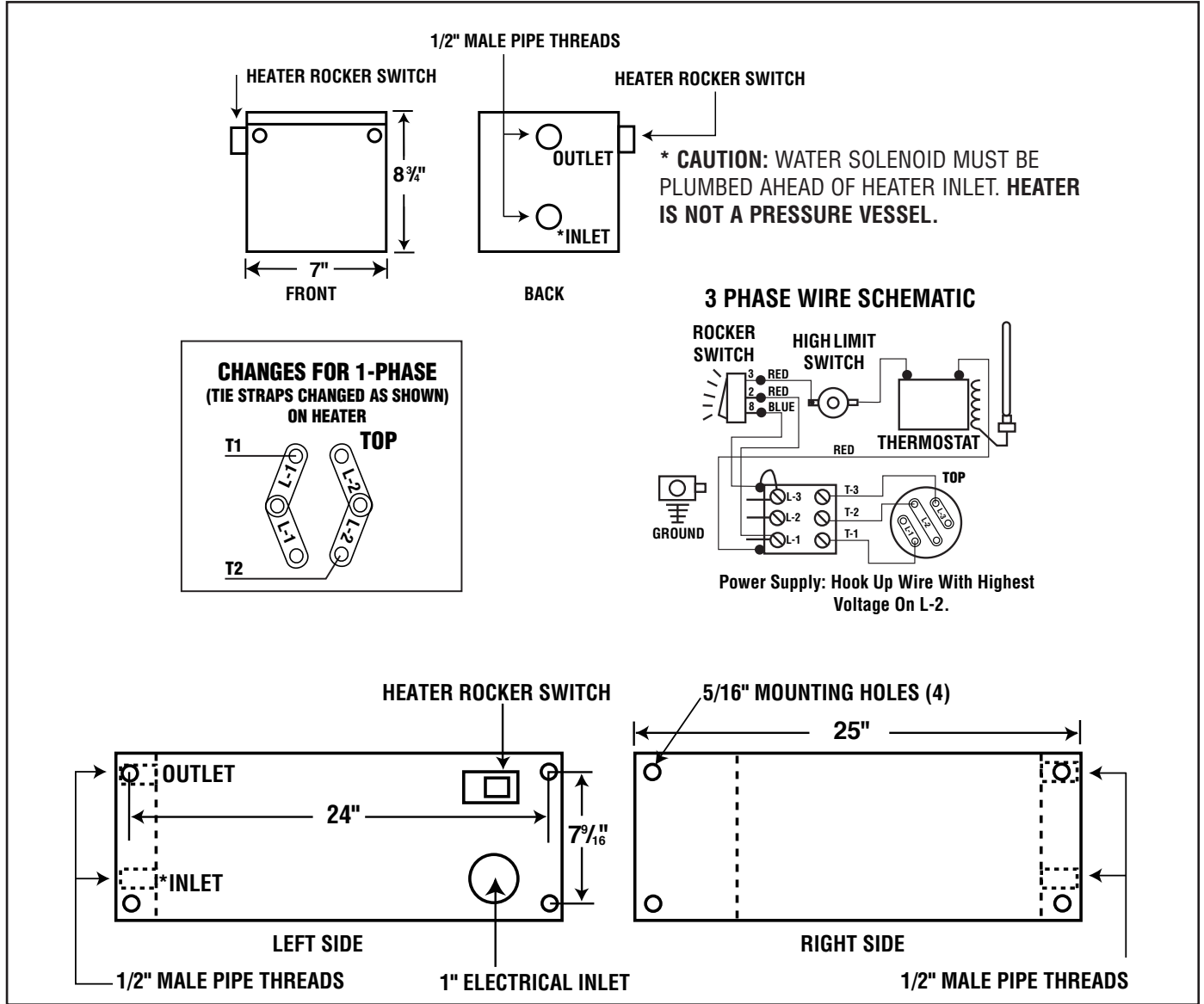


MODEL C WITH TEMP-SURE™ HEATER



**CMA TEMP-SURE™**  
 Hot Water Assurance System  
 For Dump And Fill Style  
 Dishwashers

**WARNING:** Plumbing connections must be made by a qualified service company who will comply with all available Federal, State, and Local Health, Plumbing and Safety codes.



The CMA-Temp-Sure™ option assures a continuous supply of 140°F hot water resulting in excellent dishmachine performance. The heater is custom-designed for fill and dump CMA single tank dishwashers as a factory added option or an infield add-on. The heater will also fit most competitor's single tank dishmachines.

**SPECIFICATIONS:**

MODEL: CMA TEMP-SURE™	USA	METRIC
MIN. INCOMING WATER TEMP.	100°F	(55°C)
RISE	40°F	(22°C)
AVAILABLE HOT WATER	90 GPH	(341LPH)
HEATER TANK CAPACITY	2.6 GAL	(9.8L)
<b>ELECTRICAL RATING</b>	<b>VOLTS</b>	<b>PHASE</b>
	208	1
	240	1
	208	3
	240	3
		<b>AMPS</b>
		44
		51
		26
		30

