



# ENCORE™

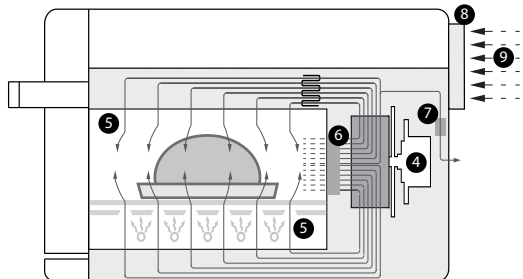
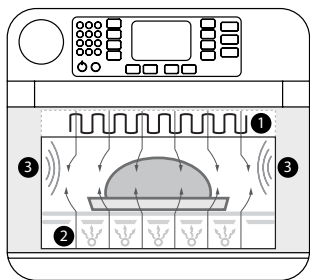


## PERFORMANCE

The TurboChef Encore oven uses radiant heat, high-speed air impingement, and side-launched microwave to cook food rapidly without compromising quality.

## VENTILATION

- UL 710B (KNLZ) listed for ventless operation.<sup>†</sup>
- EPA 202 test (8 hr):
  - Product: Pepperoni Pizzas
  - Results: 0.13 mg/m<sup>3</sup>
  - Ventless Requirement: <5.00 mg/m<sup>3</sup>
- Internal catalytic filtration to limit smoke, grease, and odor emissions.



- |                            |                          |
|----------------------------|--------------------------|
| 1. Impingement Heater      | 6. Catalytic Converter   |
| 2. Bottom Browning Element | 7. Vent Catalyst         |
| 3. Side-Launched Microwave | 8. Air Filter            |
| 4. Blower Motor            | 9. Inlet Air for Cooling |
| 5. Impinged Air            | Electrical Components    |

Project \_\_\_\_\_

Item No. \_\_\_\_\_

Quantity \_\_\_\_\_

## EXTERIOR CONSTRUCTION

- Powder coated, corrosion-resistant steel outer wrap
- Powder coated, corrosion-resistant aluminum front panels and door
- Cool-to-touch exterior; all surfaces below 122°F (50°C)
- Ergonomic door handle

## INTERIOR CONSTRUCTION

- 201 stainless steel
- Fully welded and insulated cook chamber
- Removable rack and lower jetplate

## FEATURES

- Easy to clean
- Integral recirculating catalytic converter for UL 710B (KNLZ) listed ventless operation
- Variable-speed High h recirculating impingement airflow
- Independent bottom temperature offset
- Smart menu system capable of storing up to 256 recipes
- Light ring provides visual cues for cooking
- Built-in self-diagnostics for monitoring oven components and performance
- Stackable design (requires stacking kit)
- USB and Smart card compatible
- Smart Voltage Sensor Technology\* (U.S. only)
- Includes plug and cord (6 ft. nominal)
- Warranty – 1 year parts and labor

## STANDARD ACCESSORIES

- 1 Baking Stone (ENC-3012)
- 1 Oven Rack (ENC-1279)
- 1 Aluminum Paddle (NGC-1478)
- 1 Bottle Oven Cleaner (103180)
- 1 Bottle Oven Guard (103181)
- 2 Trigger Sprayers (103182)
- 2 Teflon Baskets (NGC-1331)



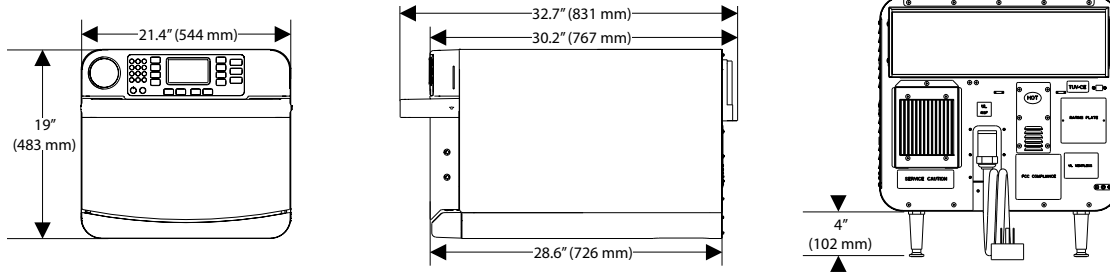
This product conforms to the ventilation recommendations set forth by NFPA96 using EPA202 test method.

\* Smart Voltage Sensor Technology does not compensate for lack of or over voltage situations. It is the responsibility of the owner to supply voltage to the unit according to the specifications on the back of this sheet.

<sup>†</sup> Ventless certification is for all food items except for foods classified as "fatty raw proteins." Such foods include bone-in, skin-on chicken, raw hamburger meat, raw bacon, raw sausage, steaks, etc. If cooking these types of foods, consult local HVAC codes and authorities to ensure compliance with ventilation requirements.

Ultimate ventless allowance is dependent upon AHJ approval, as some jurisdictions may not recognize the UL certification or application. If you have questions regarding ventless certifications or local codes please email [ventless.help@turbochef.com](mailto:ventless.help@turbochef.com)

TurboChef reserves the right to make substitutions of components or change specifications without prior notice.



| DIMENSIONS   |   |             |
|--|---|-------------|
| Single Units   |   |             |
| Height   | 19"   | 483 mm      |
| with legs  | 23"   | 584 mm      |
| Width  | 21.4"   | 544 mm      |
| Depth (footprint)  | 28.6"   | 726 mm      |
| with door closed   | 32.7"   | 831 mm      |
| with door open   | 39.4"   | 1000 mm     |
| Weight   | 185 lb  | 84 kg       |
| Stacked Units (Stacking Kit Required)                        |   |             |
| Height   | 38.5"   | 978 mm      |
| with legs (bottom oven)                                      | 42.5"   | 1080 mm     |
| Width  | 21.4"   | 544 mm      |
| Depth (footprint)  | 28.6"   | 726 mm      |
| with door closed   | 32.7"   | 831 mm      |
| with door open   | 39.4"   | 1000 mm     |
| Weight   | 370 lb  | 168 kg      |
| Cook Chamber   |   |             |
| Height   | 6"  | 152 mm      |
| Width  | 15.5"   | 394 mm      |
| Depth  | 14.5"   | 368 mm      |
| Volume   | 0.78 cu.ft.                                     | 22.1 liters |
| Wall Clearance (Oven not intended for built-in installation) |   |             |
| Top  | 5"  | 127 mm      |
| Sides  | 2"  | 51 mm       |
| ELECTRICAL SPECIFICATIONS-SINGLE PHASE                       |   |             |
| Encore US Model (ENC-9500-1) - North America                 |   |             |
| Voltage  | 208/240 VAC                                     |             |
| Frequency  | 60 Hz   |             |
| Current (Max Circuit Requirement)                            | 30 amps (30 amps)                               |             |
| Max Input (MW Input)   | 208: 5.99 kW (3.5 kW)<br>240: 6.675 kW (3.5 kW) |             |
| Encore UK Model (ENC-9500-2-UK) - Europe/Asia                |   |             |
| Voltage  | 230 VAC   |             |
| Frequency  | 50 Hz   |             |
| Current (Max Circuit Requirement)                            | 30 amps (30 amps)                               |             |
| Max Input (MW Input)   | 6.7 kW (3.5 kW)                                 |             |
| Encore BK Model (ENC-9500-6-BK) - Brazil                     |   |             |
| Voltage  | 220 VAC   |             |
| Frequency  | 60 Hz   |             |
| Current (Max Circuit Requirement)                            | 30 amps (30 amps)                               |             |
| Max Input (MW Input)   | 6.7 kW (3.5 kW)                                 |             |
| Encore LA Model (ENC-9500-7-LA) - Latin America              |   |             |
| Voltage  | 220 VAC   |             |
| Frequency  | 60 Hz   |             |
| Current (Max Circuit Requirement)                            | 30 amps (30 amps)                               |             |
| Max Input (MW Input)   | 6.7 kW (3.5 kW)                                 |             |

| Encore JK Model 50 Hz (ENC-9500-8-JK) - Japan<br>JK Model 60 Hz (ENC-9500-10-JK) - Japan  |                   |  |
|---|-------------------|--|
| Voltage   | 220 VAC           |  |
| Frequency   | 50 or 60 Hz       |  |
| Current (Max Circuit Requirement)   | 30 amps (30 amps) |  |
| Max Input (MW Input)  | 6.7 kW (3.5 kW)   |  |
| ELECTRICAL SPECIFICATIONS-MULTI PHASE   |                   |  |
| Encore ED Model (ENC-9500-3-ED) - Europe/Asia Delta   |                   |  |
| Voltage   | 230 VAC           |  |
| Frequency   | 50 Hz             |  |
| Current (Max Circuit Requirement)   | 30 amps (30 amps) |  |
| Max Input (MW Input)  | 10.5 kW (3.5 kW)  |  |
| Encore EW Model (ENC-9500-4-EW) - Europe/Asia Wye   |                   |  |
| Voltage   | 400 VAC           |  |
| Frequency   | 50 Hz             |  |
| Current (Max Circuit Requirement)   | 16 amps (20 amps) |  |
| Max Input (MW Input)  | 10.5 kW (3.5 kW)  |  |
| Encore AU Model (ENC-9500-5-AU) - Australia/New Zealand Wye   |                   |  |
| Voltage   | 400 VAC           |  |
| Frequency   | 50 Hz             |  |
| Current (Max Circuit Requirement)   | 16 amps (20 amps) |  |
| Max Input (MW Input)  | 10.5 kW (3.5 kW)  |  |
| Encore JD Model 50 Hz (ENC-9500-9-JD) - Japan Delta<br>JD Model 60 Hz (ENC-9500-11-JD) - Japan Delta  |                   |  |
| Voltage   | 200 VAC           |  |
| Frequency   | 50 or 60 Hz       |  |
| Current (Max Circuit Requirement)   | 30 amps (30 amps) |  |
| Max Input (MW Input)  | 10.5 kW (3.5 kW)  |  |
| Encore KW Model (ENC-9500-12-KW) - Korea/Middle East Wye  |                   |  |
| Voltage   | 400 VAC           |  |
| Frequency   | 60 Hz             |  |
| Current (Max Circuit Requirement)   | 16 amps (20 amps) |  |
| Max Input (MW Input)  | 10.5 kW (3.5 kW)  |  |
| Encore SD Model (ENC-9500-13-SD) - Korea/Middle East Delta  |                   |  |
| Voltage   | 230 VAC           |  |
| Frequency   | 60 Hz             |  |
| Current (Max Circuit Requirement)   | 30 amps (30 amps) |  |
| Max Input (MW Input)  | 10.5 kW (3.5 kW)  |  |
| SHIPPING INFORMATION  |                   |  |
| U.S.: All ovens shipped within the U.S. are packaged in a double-wall corrugated box banded to a wooden skid.<br>International: All International ovens shipped via Air or Less than Container Loads are packaged in wooden crates. |                   |  |
| Box size: 35.8" x 26.4" x 26.3" (909 mm x 671 mm x 668 mm)<br>Crate size: 40" x 36" x 35" (1016 mm x 914 mm x 889 mm)<br>Item class: 85 NMFC #26770 HS code 8419.81   |                   |  |
| Approximate boxed weight: 235 lb. (106.6 kg)<br>Approximate crated weight: 310 lb. (140.6 kg)   |                   |  |
| Minimum entry clearance required for box: 26.8" (681 mm)<br>Minimum entry clearance required for crate: 35.5" (902 mm)  |                   |  |

**TurboChef Global Operations**  
4240 International Pkwy, Suite 105 / Carrollton, Texas 75007 USA  
US: 800.90TURBO (800.908.8726) / International: +1 214.379.6000  
Fax: +1 214.379.6073 / www.turbochef.com

**⚠ TurboChef requires installing a type D circuit breaker for all installations.**