

HOBART701 S Ridge Avenue, Troy, OH 45374
1-888-4HOBART • www.hobartcorp.com**ET SERIES
SOLID STATE TOASTERS****HOBART****STANDARD FEATURES**

- Solid State Temperature Sensor and Probe
- Stainless Steel Exterior with Seamless, Single Piece Front and Top
- 4 lb. Pressure Carriage Handle
- Removable Crumb Tray
- High Production Output

MODELS

- ET13 – 2-Slice Bread w/Cordset
- ET26 – 4-Slice Bread
- ET27 – 4-Slice Bread w/Cordset
- ET262 – 8-Slice Bread (2 ET26's with 1 Tiered Stand)
- ET264 – 16-Slice Bread (4 ET26's with 2 Tiered Stands)

IN ACCORDANCE WITH
NSF STD. #4**ACCESSORIES**

- CX215 Stand for Two 4-Slice Units
- CX370 Receptacle for CX303 Cordset
- CX369 Receptacle for CX273 Cordset

Specifications, Details and Dimensions on Inside and Back.

**ET SERIES SOLID STATE TOASTERS**

ET SERIES SOLID STATE TOASTERS



701 S Ridge Avenue, Troy, OH 45374
1-888-4HOBART • www.hobartcorp.com

LISTED BY: UNDERWRITERS LABORATORIES INC.

SPECIFICATIONS

DESIGN: Two-and four-slot automatic electric pop-up toasters with 1" wide slots. Two-piece body with stainless steel exterior. Slot openings are individually enclosed toasting chambers with one crumb tray for each two slots. Openings are radiused to prevent crumbs from entering interior. Bottom crumb tray cover.

CONTROLS: Solid state controls to adjust toasting time. Automatically compensates for ambient temperature and voltage fluctuations. Color control provides a full range from light to dark.

HEATERS: Open-ribbon, resistance alloy type heaters.

DETAILS AND DIMENSIONS

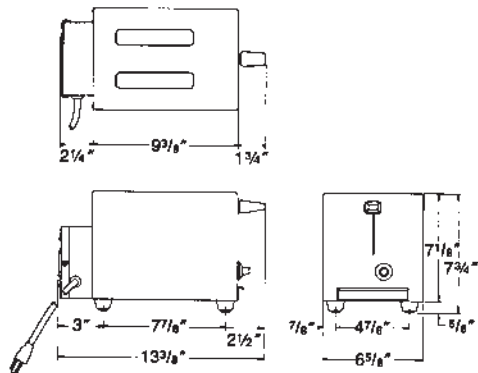
MODEL	DESCRIPTION	TOASTER OUTPUT (SLICES/HOUR)		
		LIGHT	MED.	DARK
ET13	2-slice bread w/cordset	200	145	95
ET26	4-slice bread	400	290	130
ET27	4-slice bread w/cordset			
ET262	8-slice bread (2 ET26's with 1 tiered stand)	800	580	260
ET264	16-slice bread (4 ET26's with 2 tiered stands)	1600	1160	760

ELECTRICAL:

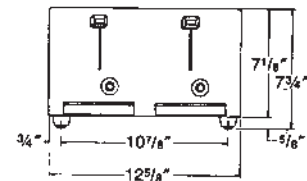
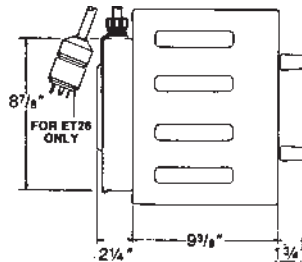
MODEL	KW RATING	NOMINAL AMPS PER LINE WIRE			
		120/208V-120/240V	120V	208V	240V
		60 Hz - Single Phase			
ET13	1.4		11.7	6.7	5.8
ET26	2.8	11.7 (23.3)*	23.3	13.5	11.7
ET27	2.8	11.7 (23.3)*	N.A.	13.5	11.7
ET262	5.6	SEE AMP. LOADINGS FOR INDIVIDUAL ET26			
ET264	11.2	SEE AMP. LOADINGS FOR INDIVIDUAL ET26			

TOASTER CORDSET GUIDE:

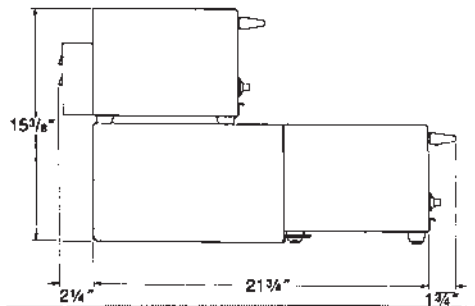
TOASTER MODEL AND VOLTAGE	CORDSET MODEL AND PLUG CONFIGURATION
ET13 120V 2-pole/3-wire	CX323 (Furnished std.) NEMA 5-15P GE 4363-5 Hubbell 5264 4' long
ET13-ET27 208V or 240V 2-pole/3-wire	CX273 (Furnished std.) NEMA 6-15P GE 4366-5 Hubbell 5664
ET26	CX273 (Accessory) 4' long
ET26 120/208V 120/240V 3-pole/4-wire	CX303 (Accessory) NEMA 14-20P Hubbell 8411 4' long
ET27	CX303 (Furnished std.)
ET26 120V 2-pole/3-wire	CX302 (Accessory) NEMA 5-30P Hubbell 9309 3' long



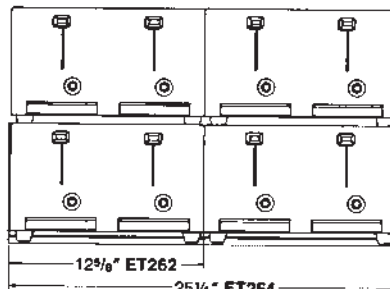
ET13



ET26-ET27



ET262-ET264



ET262-ET264

As continued product improvement is a policy of Hobart, specifications are subject to change without notice.